

# P7/S1 Information



Turnbull High School  
St Mary's Road, Bishopbriggs G64 2EF  
Tel: 0141 955 2393  
[www.turnbull.e-dunbarton.sch.uk](http://www.turnbull.e-dunbarton.sch.uk)  
Email: [office@turnbull.e-dunbarton.sch.uk](mailto:office@turnbull.e-dunbarton.sch.uk)  
Head Teacher Eileen Kennedy



# CONTENTS

## Section One

- Copy of Induction Days letter
- Morning Prayer
- School Day
- Maps of School Building
- Evacuation Plan
- Information for S1 Pupils, Parents and Carers, Top Tips from S1 and FAQs
- Uniform Policy
- Broad General Education in a Nutshell
- Getting it Right for Every Child Leaflet
- Equity Statement
- Pupil Support Team Information
- Wellbeing Hub
- Our School Partners
- Freshers Fayre Clubs and Activities / Sports Clubs - *SAMPLE*
- Example of a Personal Learning Plan – Maths
- Summer Reading

## Section Two – *Please read and return by 29.05.2025*

- Allergy Advice Letter
- EDC School Internet and Email Permission Form
- Evolve Plan 2026-27
- Internal/External Publications and Websites Consent Form
- Knife Crime and Weapons Guidance for Pupils, Staff and Parents/Carers
- Locker Contract
- Acceptable Use Policy for East Dunbartonshire Council's ICT Facilities ([Link to Website](#))

## Turnbull High School

Head Teacher: Eileen Kennedy  
St Mary's Road, Bishopbriggs, Glasgow G64 2EF  
Tel: 0141 955 2393  
office@turnbull.e-dunbarton.sch.uk

May 2026

Dear Parent/Carer

### Transition to Turnbull High School

Please find below details of the induction days for Primary 7 pupils:

#### Induction Day 1 – Wednesday, 27<sup>th</sup> May 2026

- Young people arrive at 9.00 am and leave at 3.00pm – independent travel.
- Young people arrive at 9.30 am and leave at 2.30pm approx – travelling by school bus.
- Young people should wear school uniform.
- Young people should bring a packed lunch.

#### Induction Day 2 – Thursday, 28<sup>th</sup> May 2026

- Young people arrive at 9.00 am and leave at 3.00pm – independent travel.
- Young people arrive at 9.30 am and leave at 2.30pm approx – travelling by school bus.
- PE kit will be needed for this day. This can be the kit worn at primary school. No football or crop tops, t-shirts with offensive slogans or immodest clothing, please.
- Young people should wear school uniform.
- Young people should bring a packed lunch.

Please be aware that within our school community, there are adults and young people with a range of allergies. This means that we do not allow any products with nuts on the premises. Information has already been shared regarding allergies but if you would like to provide any updates to this, please contact me at: [cbray@turnbull.e-dunbarton.sch.uk](mailto:cbray@turnbull.e-dunbarton.sch.uk). On the induction days, some classes will attend Home Economics. However, there will be no practical activities and no contact with food stuffs.

We operate a 'drop and go' approach as the school is very busy at the beginning and end of the school day. On arrival, young people should make their way directly into the assembly hall. There will be staff and students in place to welcome and direct your child into the hall.

**Baru Uniform Shop – Thursday, 28<sup>th</sup> May from 4pm until 6.30pm approx**

**Tour of the school building – Thursday, 28<sup>th</sup> May at 5.30pm and 6pm**

**Parent and Carer Information Evening – Thursday, 28<sup>th</sup> May at 6.30pm**

Parents and carers are welcome to bring the children with them if childcare is an issue and would prevent attendance on the evening. Please note there are no crèche facilities available.

Induction information packs will be issued this week by email. Paper copies can be provided on request. Please contact the school office if you require this.

Many thanks for your support and please do get in touch if I can be of any help. I am very much looking forward to welcoming you and your family to our school community.

Yours faithfully

**C Bray**

Depute Head Teacher

## SCHOOL PRAYER

---

*Lord,*

*Please help us through each day in our play  
and in our work.*

*Help us to have trust and faith in you and  
each other.*

*May we all come together as a community to  
be happy and secure in Turnbull High.*

*We ask this through Christ, our Lord, through  
the intercession of The Immaculate Heart of  
Mary.*

*Amen*

# SCHOOL DAY

---

<b>MONDAY</b>	<b>Period 1</b>	<b>Period 2</b>	<b>Interval</b>	<b>Period 3</b>	<b>Period 4</b>	<b>Period 5</b>	<b>Lunch</b>	<b>Period 6</b>	<b>Period 7</b>
	(9.00 – 9.50 am)	(9.50 – 10.45 am)	(10.45 – 10.55 am)	(10.55 – 11.45 am)	(11.45 – 12.35 pm)	(12.35 – 1.25 pm)	(1.25 – 2.05 pm)	(2.05 – 2.55 pm)	(2.55 – 3.45 pm)

<b>TUESDAY</b>	<b>Period 1</b>	<b>Period 2</b>	<b>Interval</b>	<b>Period 3</b>	<b>Period 4</b>	<b>Period 5</b>	<b>Lunch</b>	<b>Period 6</b>	<b>Period 7</b>
	(9.00 – 9.50 am)	(9.50 – 10.45 am)	(10.45 – 10.55 am)	(10.55 – 11.45 am)	(11.45 – 12.35 pm)	(12.35 – 1.25 pm)	(1.25 – 2.05 pm)	(2.05 – 2.55 pm)	(2.55 – 3.45 pm)

<b>WEDNESDAY</b>	<b>Period 1</b>	<b>Period 2</b>	<b>Interval</b>	<b>Period 3</b>	<b>Period 4</b>	<b>Lunch</b>	<b>Period 5</b>	<b>Period 6</b>
	(9.00 – 9.50 am)	(9.50 – 10.40 am)	(10.40 – 10.55 am)	(10.55 – 11.45 am)	(11.45 – 12.35 pm)	(12.35 – 1.15 pm)	(1.15 – 2.05 pm)	(2.05 – 2.55 pm)

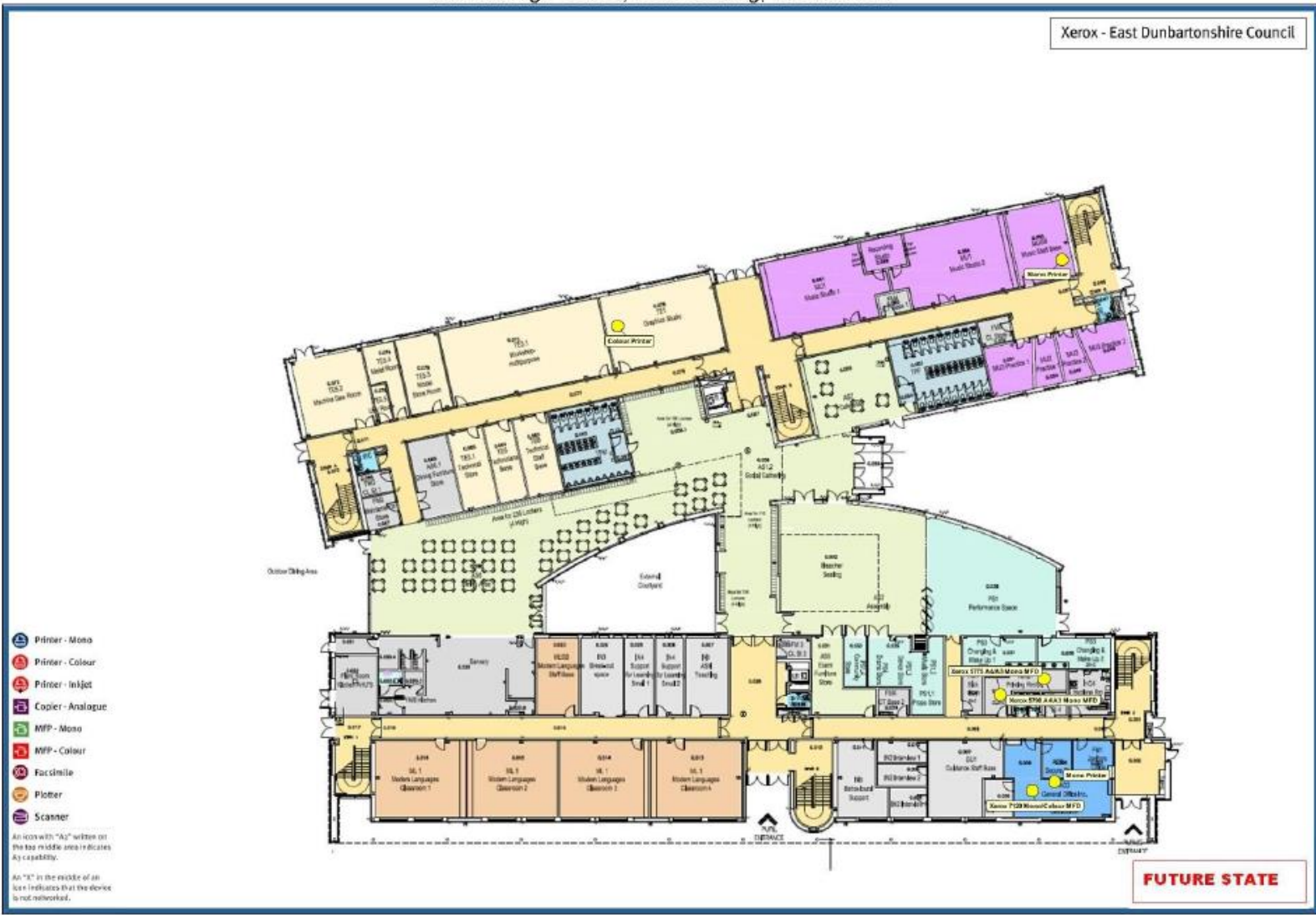
<b>THURSDAY</b>	<b>Period 1</b>	<b>Period 2</b>	<b>Interval</b>	<b>Period 3</b>	<b>Period 4</b>	<b>Period 5</b>	<b>Lunch</b>	<b>Period 6</b>	<b>Period 7</b>
	(9.00 – 9.50 am)	(9.50 – 10.45 am)	(10.45 – 10.55 am)	(10.55 – 11.45 am)	(11.45 – 12.35 pm)	(12.35 – 1.25 pm)	(1.25 – 2.05 pm)	(2.05 – 2.55 pm)	(2.55 – 3.45 pm)

<b>FRIDAY</b>	<b>Period 1</b>	<b>Period 2</b>	<b>Interval</b>	<b>Period 3</b>	<b>Period 4</b>	<b>Lunch</b>	<b>Period 5</b>	<b>Period 6</b>
	(9.00 – 9.50 am)	(9.50 – 10.40 am)	(10.40 – 10.55 am)	(10.55 – 11.45 am)	(11.45 – 12.35 pm)	(12.35 – 1.15 pm)	(1.15 – 2.05 pm)	(2.05 – 2.55 pm)

# School Building Maps

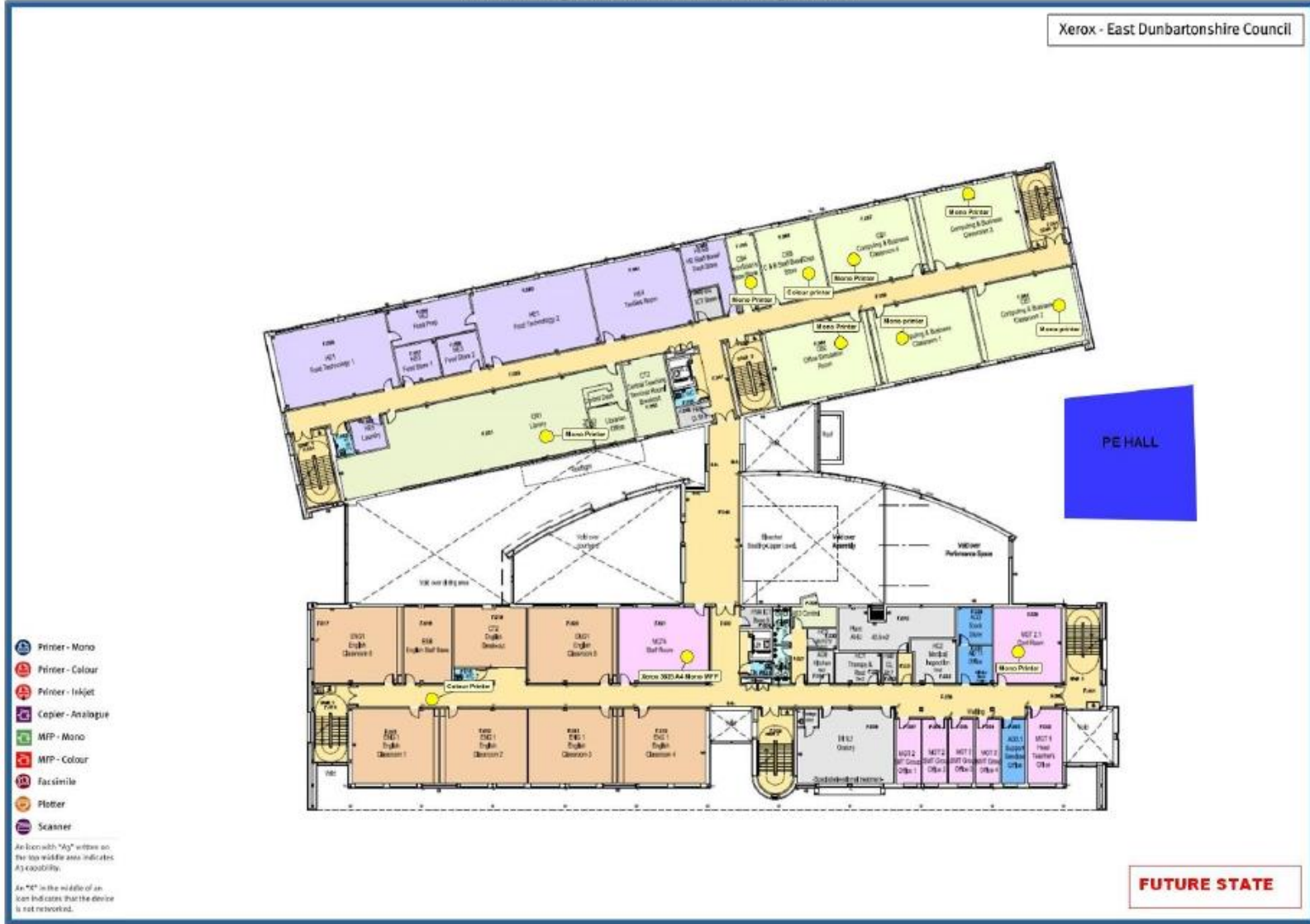
Turnbull High School, Main Building, Ground Floor

Xerox - East Dunbartonshire Council



# Turnbull High School, Main Building, Floor 1

Xerox - East Dunbartonshire Council



- Printer - Mono
- Printer - Colour
- Printer - Inkjet
- Copier - Analogue
- MFP - Mono
- MFP - Colour
- Facsimile
- Plotter
- Scanner

An icon with "Ag" written on the top middle area indicates A3 capability.  
An "M" in the middle of an icon indicates that the device is not networked.

**FUTURE STATE**

# Turnbull High School, Main Building, Floor 2

Xerox - East Dunbartonshire Council



- Printer - Mono
- Printer - Colour
- Printer - Inkjet
- Copier - Analogue
- MFP - Mono
- MFP - Colour
- Facsimile
- Plotter
- Scanner

As icons with "dy" written at the top/middle area indicates its capability.

As "S" is the middle of all icons indicates that the device is NOT networked.

**FUTURE STATE**

# TURNBULL HIGH SCHOOL – GROUND FLOOR

<p><b>Office</b></p> 	<p><b>Pupil Support Base</b></p> 	<p><b>Stairs</b></p>	<p><b>Modern Langs</b></p> 	<p><b>Support for Learning</b></p> 
--	--	----------------------	--	--


## CANTEEN AND LOCKERS

<p><b>Music</b></p> 	<p><b>Stairs</b></p>	<p><b>Technical</b></p> 
---	----------------------	--

# TURNBULL HIGH SCHOOL – 1<sup>ST</sup> FLOOR

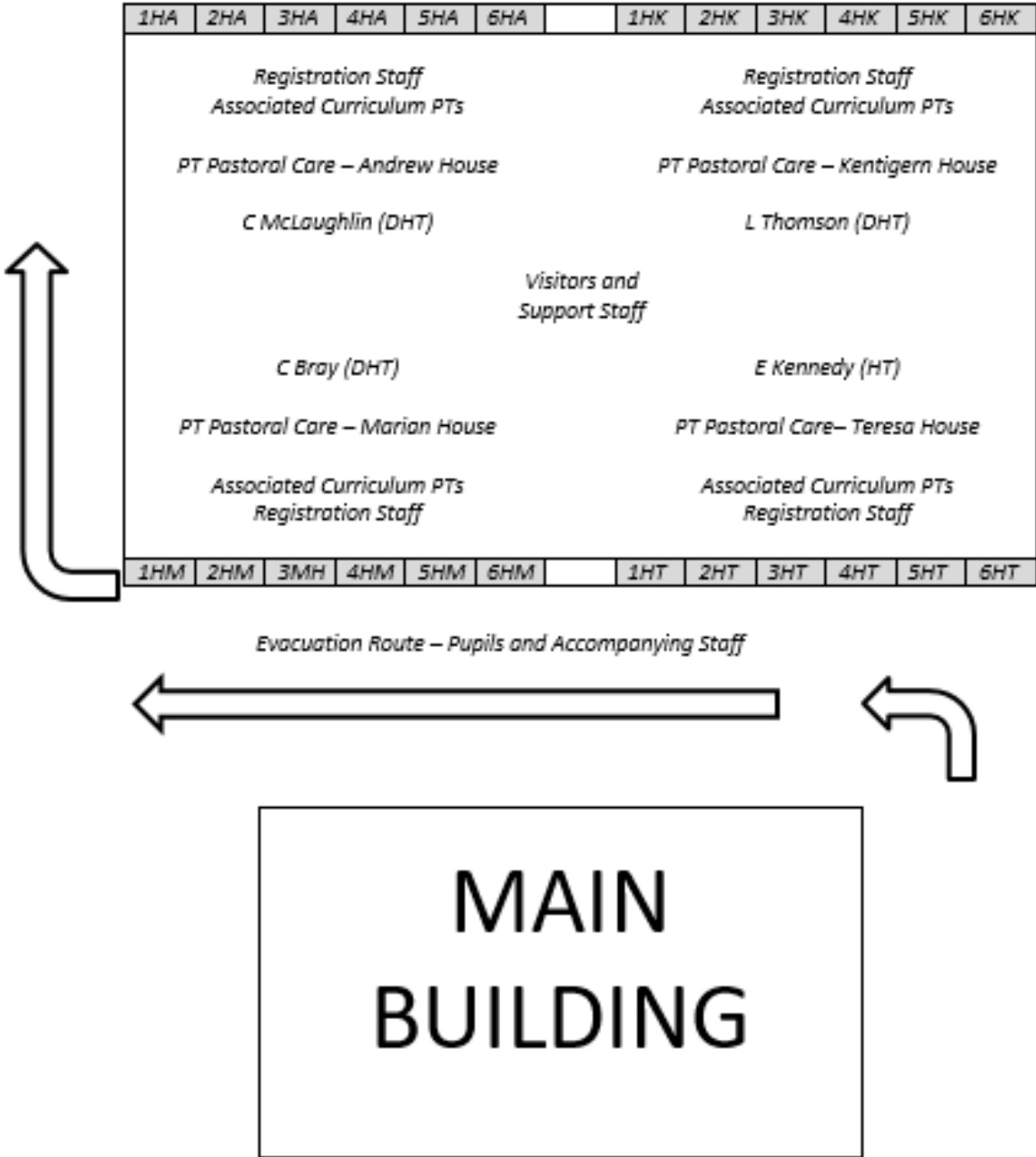
<p style="text-align: center;"><b>SMT</b></p>  <p style="text-align: center;"><b>Mrs Bray's Room</b></p>	<p style="text-align: center;"><b>Oratory</b></p> 	<p style="text-align: center;"><b>Bridge</b></p> 	<p style="text-align: center;"><b>English</b></p> 	 <p style="text-align: center;"><b>Wellbeing Hub</b></p>
				
<p><b>BECS</b> - Business Education, Computing Science, IT</p> 		<p style="text-align: center;"><b>Bridge</b></p> 	<p><b>Students Leadership Hub and Library</b></p> 	 <p style="text-align: center;"><b>Home Economics</b></p>

# TURNBULL HIGH SCHOOL – 2<sup>ND</sup> FLOOR



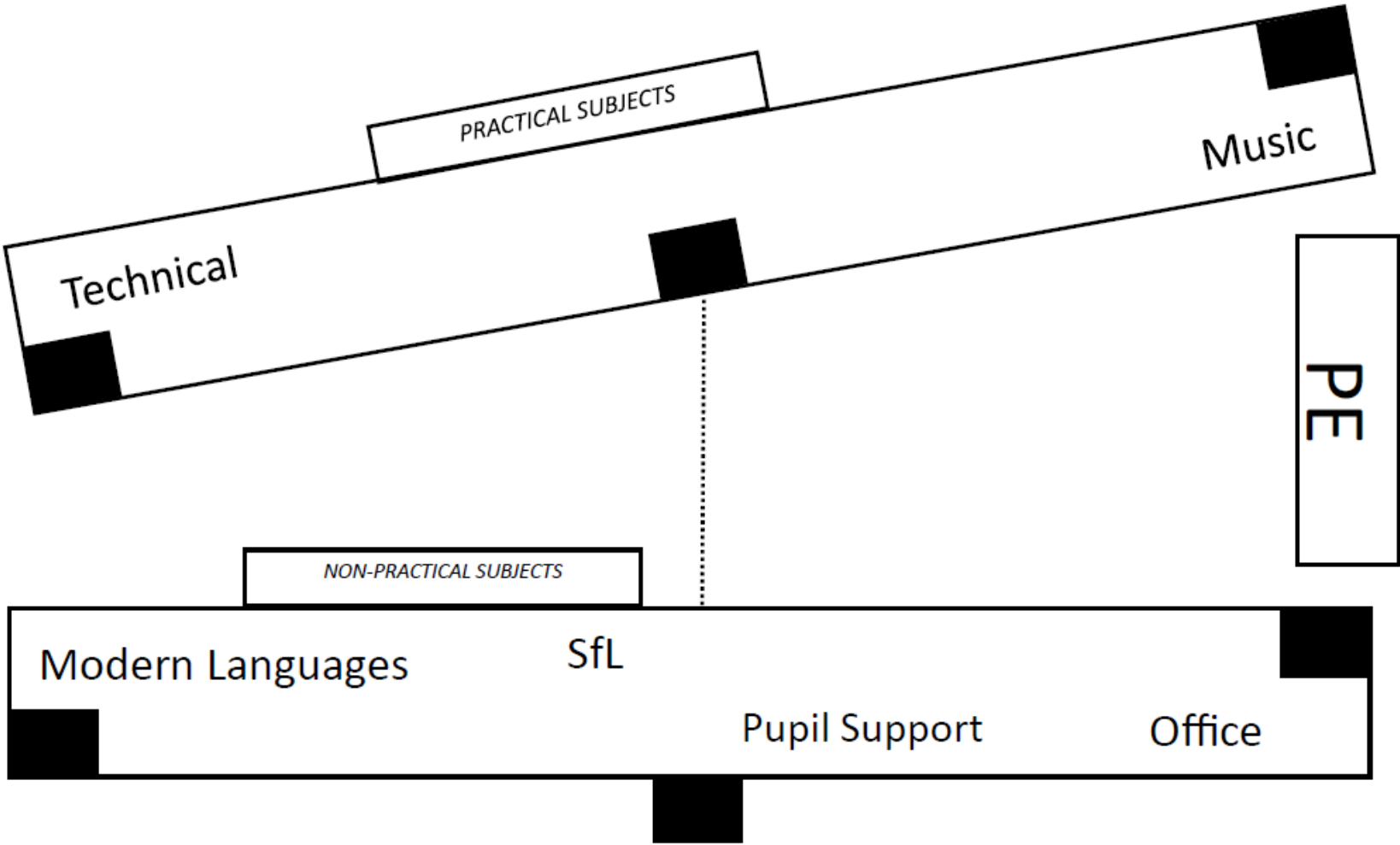
# Evacuation Plan

## PLAN OF EVACUATION AREAS – Synthetic Pitch

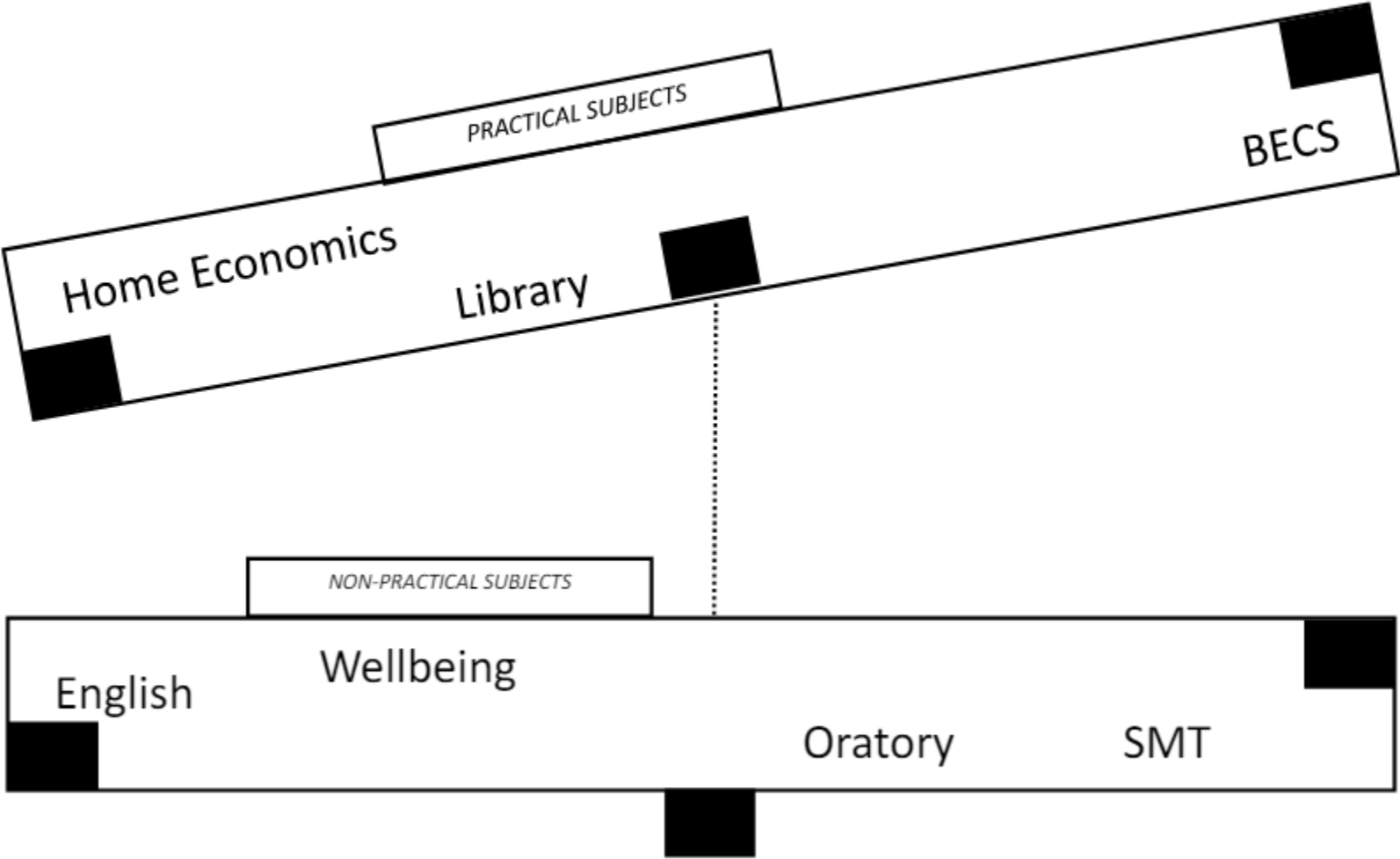


If evacuation is required during break or lunchtime, pupils make their way to their House Groups e.g. 1HA, as above on the pitch. If evacuation is required during class time, teachers escort their class to the pitch.

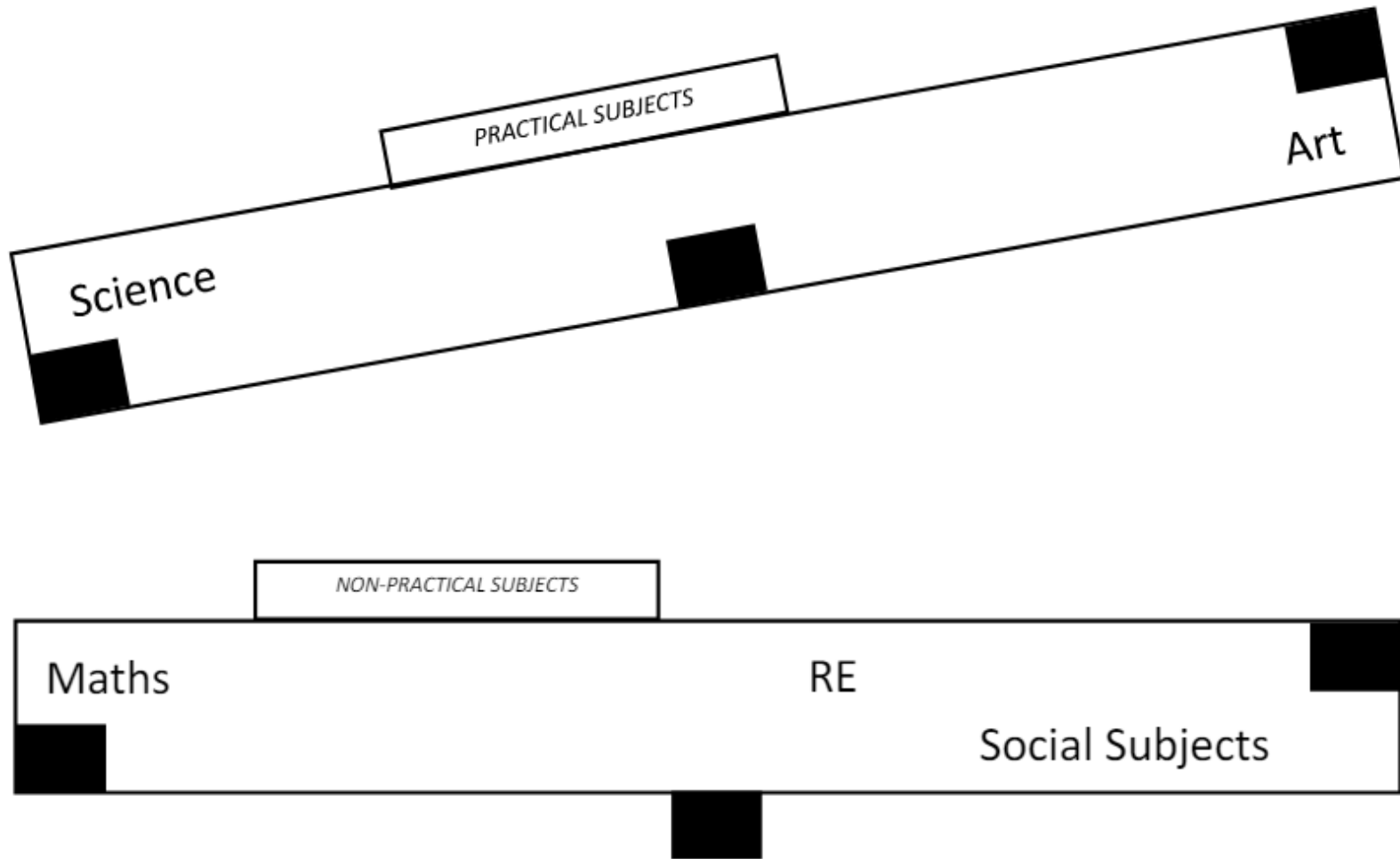
# Ground Floor



# First Floor



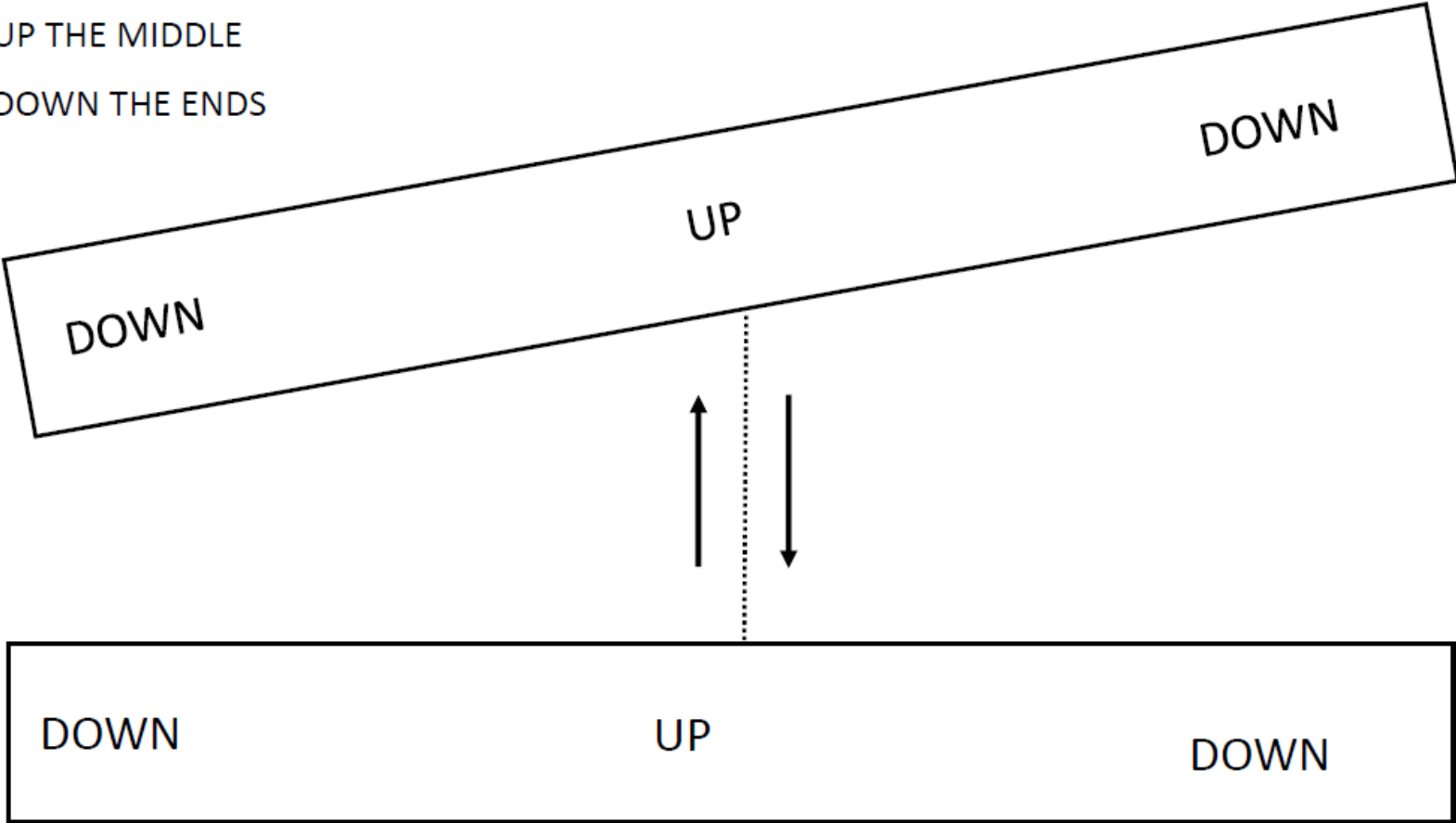
# Second Floor



# Stairs

UP THE MIDDLE

DOWN THE ENDS





# INFORMATION FOR S1 PUPILS, PARENTS AND CARERS



May 2026

## Break and Lunchtimes

S1 pupils are **not** allowed to leave school at break and lunchtime. All S1 pupils are expected to participate in five lunchtime clubs. This helps them settle well into school, meet new friends and get to know teachers better.

Our expectations for S1 in terms of playground and in class behaviour is:

## Engaged, Respectful, Safe:

- ✓ Treat everyone with RESPECT –
  - Treat everyone the way you want to be treated
  - Keep your hands and feet to yourself (this includes 'play fighting', 'carrying on', 'mucking about')
  - No unkind words (this includes swearing, spreading rumours etc.)
  - Our community matters – be responsible for your behaviour, your belongings and your rubbish
  - Treat other people's property and belongings with respect

## Free School Meal Entitlement

For those young people with a Free Meal Entitlement, the daily amount to spend in the canteen is currently £2.85. Once parents and carers have applied for this, the amount will automatically appear in the child's account at the start of the day. Any unused monies are deducted from the account at the end of each day. Accounts can be topped up by parents and carers if the young person wishes to spend more than the allocated amount. Any other enquiries, please call our Catering Team Lead on 0141 955 2399.

Please note that we are a health promoting school so sugary snacks and high caffeine, energy and fizzy drinks are not allowed in school. Healthy baking and snacks are available in the canteen.

**It is our policy that fast food should not be brought into the school by children or parents.**

## Family Learning and Glow Blogs

This resource has been developed in consultation with stakeholders in our school community. It allows for pupils and parents to access departmental learning materials at home and outwith the classroom.

Blogs are available for every department and are laid out to provide a consistent approach to online access to learning materials. Each departmental blog offers:

- ✓ Welcome – including Departmental Staffing
- ✓ Latest News – including Curriculum Enrichment and Celebrating Success
- ✓ **Menus for Broad General Education (BGE) for learning materials S1-S3, Senior Phase for learning materials S4-S6**
- ✓ Developing the Young Workforce including Careers and Skills for Learning, Life and Work
- ✓ Supporting Pupils, including Family Learning and Study Skills



***LOOK out for our  
Family Learning  
Logo***

## Accessing Turnbull High School Glow Blogs

Please visit our website and have a browse to see the departmental materials available.

<https://blogs.glowscotland.org.uk/ed/familylearning/departments/>

Please also look out for the Family Learning (above) on pupil homework tasks to find out more about the role you could have in learning together/developing learning for pupils.

All pupils can access the Glow Blogs through their Glow account in and out of school.

## Finding your Way/Buddies

On the first day, pupils should make their way to the Assembly Hall. They will be reminded of class groups and issued with timetables. Buddies will be allocated to the S1. Buddies collect classes and practical sets from the Assembly Hall and escort them to their classes. This usually happens for about a week depending on the levels of confidence and independence of our new pupils. Teachers are also always on the look out to help anyone (adult or young person) who may have lost their way. The Buddies remain with their allocated groups through S1.

## Health and Safety: IMPORTANT

Medical information from primary school should transfer over with pupil records. However, we know that young people's health needs can change. Please ensure that you inform us of any changes or new information in relation to your son/daughter's health. This is especially important in relation to the canteen menu and Home Economics.

All pupils who suffer from allergies or asthma must carry their medication with them. This includes Epipens. Please note that we have young people with severe allergies in school.

**Therefore, the school is a nut free zone.**

Any parent who has concerns about their child's management of their medication should contact the appropriate PT Pastoral Care.

Please read carefully our Quick Guide to Supporting Children & Young People with Healthcare Needs.

## Supporting Children and Young People with Healthcare Needs in Turnbull High

### A Quick Guide for Parents and Carers

Parents and carers are responsible for supplying information about medications which need to be taken in school and for letting the school know of any changes to prescribed medication or any health support needed.

1. The PT Pastoral Care must be the first point of contact for any information relating to a young person's health:

**St Andrew House:** Ms Boardman – [aboardman@turnbull.e-dunbarton.sch.uk](mailto:aboardman@turnbull.e-dunbarton.sch.uk)

**St Kentigern House:** Mrs Kerr – [lkerr@turnbull.e-dunbarton.sch.uk](mailto:lkerr@turnbull.e-dunbarton.sch.uk)

**Marian House:** Mrs Walker – [mwalker@turnbull.e-dunbarton.sch.uk](mailto:mwalker@turnbull.e-dunbarton.sch.uk)  
(Monday, Tuesday and alternate Wednesdays)

**Marian House:** Mrs Britton – [cbritton@turnbull.e-dunbarton.sch.uk](mailto:cbritton@turnbull.e-dunbarton.sch.uk)  
(Alternate Wednesdays, Thursday and Friday)

**St Teresa House:** Mrs McBride – [amcbride@turnbull.e-dunbarton.sch.uk](mailto:amcbride@turnbull.e-dunbarton.sch.uk)

2. Due to the nature and size of secondary schools, information needs to be shared with the school about any young person who is carrying and self-administering medication. It is essential that young people with serious allergies and health conditions carry medication, inhalers and EPIPENS with them at all times. **This includes PE (e.g. when on the pitch), break, lunchtimes, trips and activities out of school. The medication should be not be left in school bags.** This allows effective and timely administration of medication, if needed.

- Where this is the case, parents and carers should read, complete and return the form **Parental Request for pupil to Self-Administer** (attached) to the school office. This will be also be passed to your child's PT Pastoral Care.
- Paper copies are also available from the school office.

3. Young people in schools sometimes ask for painkillers (analgesics) or other non-prescribed medication at school such as antihistamines. However, schools are **not permitted** to hold non-prescription medication. **Therefore, all medications must be prescribed.**

If a young person suffers regularly from acute pain or symptoms, such as a headache, period pain or hay fever, parents and carers may provide the school with prescribed medication (e.g. via Pharmacy First) alongside clear and appropriate instructions and consent for the medication to be administered. By first discussing your child's health needs with the PT Pastoral Care, we will be able to determine whether this is possible.

- Where this is the case, parents and carers should read, complete and return form: **Parental Request for School Employees to Administer Medication** (attached) to the school office. Paper copies are also available from the school office. This will also be passed to your child's PT Pastoral Care.
- This form will be reviewed every 28 days. Where long term medical support is being provided, it may be reviewed as appropriate e.g. termly.
- Medication handed into school office by parents and carers will be retained in the office secure room (or office fridge if required).
- Parents and carers will receive an email from the office staff informing them when their child has taken this.
- No medications will be held by the school or administered by employees without the form being completed by parents and carers.

4. In all cases, **each** medication should be clearly labelled with the following information:

- a. Young person's name
  - b. Date of birth
  - c. Written instructions provided by parents, carers or doctor
  - d. The prescribed dose
  - e. Dose frequency
  - f. Expiry date
  - g. Any additional or cautionary information
- If there are several medications to be held or administered, these can be stored together unless there is a reason not to do so.

- Employees will check the details above and monitor the issue of the medication.
  - Details will be entered in the 'Record of Medication Dispensed to Students' form.
  - All medication held by the school will be reviewed every 28 days.
  - Parents and carers will be contacted regarding out of date medications and their safe disposal.
  - Parents and carers will be contacted regarding replacement medication when/if necessary.
  - Parents and carers should collect all in date and in use medications from the school at the end of each term.
5. Should a young person refuse prescribed medication, parents and carers will be informed of this by school employees as a matter of urgency. This will be recorded alongside any necessary action required depending on the circumstances e.g. contacting Health, calling for an ambulance.
- If parents and carers are not available, we will seek advice from the School Health Team as to any possible impact on the child's health.
  - In the case of long term conditions or treatments, School Nurses may contact the relevant healthcare professionals for advice and take account of this in the Health Care Plan.
  - If there is consistent refusal of medication, next steps will be agreed with parents and carers, Education, Health and other relevant agencies.
6. Some young people may require a **Health Care Plan** (for a pupil with Targeted Support Needs), **Pupil Emergency Procedure Plan** (for non-routine health issues) and/ or a **Personal Emergency Evacuation Plan**. Discussions with your child's PT Pastoral Care in partnership with you and Health colleagues will help determine if these plans are appropriate to your child.
7. Parents are responsible for providing accurate and up to date information about their child's health, information about any medication which needs to be taken in school and advising the school of any changes to prescribed medication which is taken in school.
- Please complete and return annual data checks promptly. This can be done by returning the completed data check form to the school office or logging the information on the Parent Portal. This ensures we hold accurate information about your child's health needs and your up to date contact details.
8. When responding to pupil illness in school, the school office will contact parents and carers. Parents and carers may deem it appropriate that their child remains in school or is collected from school. It may be the case that pupils and parents communicate

directly with each other when the child is feeling unwell. We respectfully ask that all communication is made through the school office so communication is clear and accurate, allowing us to respond appropriately to parents and carers.

- Pupils are not allowed to go home if under 16 years of age and there is no responsible adult at home or, if over 16, without the parent/carer's knowledge and consent.
- The school office keeps a record of those pupils reporting sick, nature of illness, time and nature of parental contact and next steps.

### **Other information**

We aim to support health needs in the least intrusive and most respectful way possible. This is best undertaken by involving young people and parents in planning how medical needs will be met by supporting and encouraging young people to take responsibility for their own health needs.

Parents and carers are responsible for asking if medication can be administered in school; by supplying information about the medication that needs to be taken and for letting us know of any changes to prescribed medication or any support needed. This also includes providing accurate emergency contacts/data check etc. All medications administered by employees or self-administered by the young person need to be **prescribed**. Parents must complete the relevant paperwork and return to the school for this to happen.

**Health Plans** are put in place for those young people who require detailed planning and coordination for long term or complex needs. The main purpose of a school health plan is to identify the level and type of support which is required to meet the young person's health care needs at school. School staff, parents, medical practitioners and the young person will agree how often the health plan needs to be reviewed. This will be based on the health needs of the young person. The PT Pastoral Care is the first point of contact for parents should a young person's health needs change or to share new information about their child's health.

**Hygiene and Infection Control** - Parents should inform the school of their child's absence relates to any illness which could be infectious and easily passed on. Children with diarrhoea or vomiting should stay away from school until they have not been sick or had diarrhoea for at least 2 days (48 hours). NHS advice can be found here:  
<https://www.nipcm.hps.scot.nhs.uk/>

**Outdoor activities and excursions** require the approval of the Year Group Head or the Head Teacher, if multiple year groups are involved. Planning and risk assessment for outdoor

activities and excursions are undertaken through our EVOLVE process, using the appropriate EDC documentation.

Information on East Dunbartonshire's indemnity and insurance can be found here:

<https://www.eastdunbarton.gov.uk/residents/report-problem/liability-insurance-claims>

### **Staff Awareness Raising**

Information awareness sessions for staff are provided via the following links:

DIABETES: <https://www.youtube.com/watch?v=sIQruSbYFQE>

ALLERGY: <https://www.youtube.com/watch?v=tl3fKO3sDUK>

ASTHMA: [https://www.youtube.com/watch?v=9SfPwQ\\_vSLM](https://www.youtube.com/watch?v=9SfPwQ_vSLM)

EPILEPSY: <https://www.youtube.com/watch?v=zo1Yv6QZ35Q>

Where more specific or specialised training is required, this will be organised for staff supporting young people by the DHT Pupil Support.

**Transitions** – planning for transitions to and from high school for young people with long term or complex healthcare or medical needs will take the format of a Team around the Child Meeting. This will involve all relevant GIRFEC partner and should begin six months before the anticipated transition point.

**United Nations Convention on the Rights of the Child (UNCRC)** – all children and young people have rights as set out in the United Nations Convention on the Rights of the Child. Of particular reference is Article 24: the right to Health all children have a right to the highest attainable standard of health and to health care services that help them attain this. In addition, all children and young people have a right to an education on the basis of equal opportunity and are entitled to support in their learning.

The GIRFEC National practice model also takes the UNCRC rights approach into everyday practice across all agencies concerned with the wellbeing of children and their families. It expects children and families to be fully included in decision-making, as required by UNCRC Article 12.

## **Forms**

Form PM 9/06/F01 –

*Parental Request for School Employees to Administer Medication* (attached)

Form PM 9/06/F02 –

*Parental request for Young person to Self-Administer Medication* (attached)

Form PM 9/06/F03 –

*Record of Medication Dispensed to Young Persons*

Form PM 9/06/F04 –

*Health care Plan for Young person with Targeted Support Needs* (attached)

Form PM 9/06/F05 –

*Young person Emergency Procedure Plan (Non-Routine Health care need)* (attached)

## **Lockers**

Each pupil can have access to a locker. The usual paperwork for this has been included in this pack. Lockers are accessed before the start of the school day, at break, at lunch and at the end of the school day. Generally, pupils are not allowed out of class to access lockers.

## **Personal Learning Plans**

Each term, your child will bring home their Personal Learning Plan (PLP) for the subjects they have been studying. This gives you, and them, an overview of their progress so far and highlights how well they think they have been learning against set Success Criteria.

Some subjects will only see your child for 50 minutes each week, for others they will see your child every day. The Personal Learning Plan will reflect this. Copies of the subject PLPS can be found on the GLOW blog for that subject. A copy of the MATHS PLP is included in the S1 Pack.

Please note that this is an example of what a PLP looks like. You do not have to do anything with this.

## **Privacy Notice**

In line with data protection, please find below our privacy statements which explain how your information is used and stored:

### **Education:**

<http://www.turnbull.e-dunbarton.sch.uk/school-info/education-privacy-statement/>

### **Team around the child meetings:**

<http://www.turnbull.e-dunbarton.sch.uk/school-info/privacy-notice-tac/>

### **Educational Psychology:**

<http://www.turnbull.e-dunbarton.sch.uk/school-info/privacy-notice-educational-psychology-service/>

For referrals to Locality Liaison Group and GIRFEC liaison Group:

<http://www.turnbull.e-dunbarton.sch.uk/school-info/privacy-notice-early-years/>

## **S1 Classes**

The classes are made up using a range of information which allows for successful and happy transition to secondary. The first point of contact for all parents and carers is your child's Pastoral Care Teacher.

### **St. Andrew House**

aboardman@turnbull.e-dunbarton.sch.uk      Ms Boardman, PT Pastoral Care

### **St Kentigern House**

lkerr@turnbull.e-dunbarton.sch.uk      Mrs Kerr, PT Pastoral Care

### **Marian House**

mwalker@turnbull.e-dunbarton.sch.uk      Mrs M Walker, PT Pastoral Care  
(Monday, Tuesday & alternate Wednesdays)  
cbritton@turnbull.e-dunbarton.sch.uk      Mrs Britton, PT Pastoral Care  
(alternate Wednesdays, Thursday & Friday)

### **St Teresa House**

amcbride@turnbull.e-dunbarton.sch.uk      Mrs McBride, PT Pastoral Care

### **Principal Teacher Support for Learning**

mbhaumik@turnbull.e-dunbarton.sch.uk      Ms M Bhaumik

### **Wellbeing Teacher**

gwallace@turnbull.e-dunbarton.sch.uk      Mrs G Wallace (Mon/Tues/Wed)

cruddy@turnbull.e-dunbarton.sch.uk      Mrs C Ruddy (Thu/Fri)

### **Skills Development Scotland Careers**

#### **Advisers**

Karen.Clark@sds.co.uk      Mrs Clark  
Shona.Dean@sds.co.uk      Ms Dean

[myworldofwork.co.uk](http://myworldofwork.co.uk) – *The help you need for the career you want*

[ourskillsforce.co.uk](http://ourskillsforce.co.uk) – *Making skills work for employers*

[apprenticeships.scot](http://apprenticeships.scot) – *Find an apprenticeship. Recruit an apprentice*

[sds.co.uk](http://sds.co.uk) – *Making skills work for Scotland*

### **Home Link Officers**

Ms Wilkie & Ms Coyle



# Satchel One - Show My Homework (SMH) App



In Turnbull, we use an online programme called Show My Homework. This allows teachers to set specific home learning tasks for their classes. Pupils and parents can access Show My Homework on line. A noticeboard advises parents and carers of any other events or learning update for their child's year group or class.

All parents and carers will receive log in codes from letters issued in August to their child. These are used to access the website ([https:// www.showmyhomework.co.uk/login](https://www.showmyhomework.co.uk/login)) or the SMH app (for phones and tablets) to register and see homework.

A support page from SMH for parents can also be found at:  
[https://help.showmyhomework.co.uk/ Parents](https://help.showmyhomework.co.uk/Parents)

A short video is available at the very bottom of the page:  
<https://help.satchelone.com/en/articles/3191139-common-questions-for-parents>

Our Homework Policy is under review at present. A good rule to follow is that homework is issued in proportion to the amount of time the pupils have in the subject. Homework can also take on many guises and is not always a written task.

## Uniform Information

The parents and carers, teachers and pupils of Turnbull High School are highly committed to our school uniform. We believe that this encourages the correct ethos and mindset for developing and enriching a community of faith engaged in learning. Please ensure that all your son/daughter's uniform, blazer, outdoor jacket and PE kit are **clearly marked with their name and class**. This means any lost property can be returned quickly. Baru, based in Kirkintilloch, is our supplier.

## Turnbull High School Prayer

As a community of faith engaged in learning, the school prayer is said every morning and at every assembly. A copy of the prayer is included in the pack.

## Website

Our school website also provides information across a range of topics for young people, parents and carers:

<http://www.turnbull.e-dunbarton.sch.uk/>

Transition - <http://www.turnbull.e-dunbarton.sch.uk/pupil-zone/transitions/>

# TOP TIPS FOR NEW PUPILS FROM S1

<b>Coping with classwork</b>	<ul style="list-style-type: none"><li>✓ Always listen to your teacher at the start of the lesson, if you're unsure about anything just ask</li><li>✓ Don't interrupt when the teacher is talking</li><li>✓ Don't expect to know everything when you first start, it will take time to settle in</li><li>✓ If you lose your timetable, you can:<ul style="list-style-type: none"><li>○ ask your Pastoral Care Teacher</li><li>○ ask the school office for another copy</li><li>○ ask your friends what lesson you have next</li></ul></li><li>✓ Keep a note of your user name and passwords for:<ul style="list-style-type: none"><li>○ Glow</li><li>○ Satchel One</li><li>○ Subject specific websites</li></ul></li><li>✓ Swap phone numbers with some classmates so you can call them if you're not sure about something – they'll want to do the same with you!</li><li>✓ Don't put too much pressure on yourself – it takes time to settle into the routine</li><li>✓ Remember that what you learned in primary is built on in high school. You should be okay.</li><li>✓ 'Don't stress, just do your best'</li><li>✓ Just relax, the teachers will help you settle in until you find your feet.</li></ul>
------------------------------	---

<p><b>Don't panic!</b></p>	<p>There might be lots to think about with starting secondary school, and at times it can seem a bit overwhelming, so just remember:</p> <p>'Do not worry! Because it's not going to be half as challenging, half as worrying, half as difficult as you think right now'.</p> <p>Always remember that you're in the same position as everyone else starting high school.</p> <p>'Everybody is as nervous as you are... they might not look like it, but they definitely are.' – S1 pupil.</p>
<p><b>Making new friends</b></p>	<p>Make the effort to speak to new people.</p> <p>Teams and clubs are also a great way of meeting new people and making friends.</p> <p>Sign up for at least five clubs at the Freshers' Fayre</p>
<p><b>Organisation is key!</b></p>	<p>It helps to be organised for lots of things in life, and starting secondary school is just the same.</p> <p>If there is something particular that you're concerned about, then plan it. Think it through.</p> <p>If you're worried about how you're going to get to school... then practise the trip.</p> <p>If you are worried about finding your way around the school, colour code your timetable with different colours for practical and non-practical classes. At a glance, you will know where you are going.</p> <p>Make sure you get a good night's sleep because if you don't get a good night's sleep, you'll end up looking and feeling rubbish in the morning.</p> <p>Aim to get a full breakfast in the morning, just to keep you energised until you go to your break time or lunchtime.</p> <p>Definitely don't suffer in silence when you're in school or in class as the teachers are there to help you</p> <p>Even if you get homework every single night, it will be a manageable amount. If you get yourself organised, get home and get it done, then you can slide it to one side and enjoy your evening.</p> <p>Take a photo of your timetable and set this as your lock screen but remember about the rules on phones!</p>

# In S1, we work hard at being resilient – some tips

**ACCEPT**

- Accept yourself.
- Find ways to develop your self-esteem.
- Accept positive feedback from others.
- Don't be hard on yourself.
- Do things that make you feel good about yourself.

**CONNECT**

- Stay connected with your family and friends.
- Connect with places in your community where you feel valued and accepted.
- Make sure you have one adult in your life who you can trust and can turn to for support.
- Join groups where you can meet like-minded people who share your interests.
- Reach out for help if you need it.

**CONTRIBUTE**

- Get involved with something you care about.
- Find ways to help people in your life.
- Find ways to use your talents.
- Offer support to others.

**BE HEALTHY**

- Eat well by making healthy food choices.
- Get active; do at least 30 minutes of physical activity every day.
- Sleep well; aim for 9 hours unbroken sleep a night.
- Look after yourself.
- Take time out and learn ways to relax.

**BE AWARE OF YOUR FEELINGS**

- Notice how your thoughts affect how you feel.
- Don't treat your thoughts as though they are facts.
- Find ways to balance critical and negative thoughts with more helpful ways of thinking.
- Keep an open mind.

**We can't wait to welcome you to Turnbull High!**



# Teens Managing Change

<p><b>B</b>ad times don't last. Things always get better when you give it time. Stay optimistic.</p>	<p><b>B</b>lame fairly. How much of what happened was due to you, others, bad luck or circumstances?</p>
<p><b>O</b>ther people can help if you talk to them. Get a reality check for your feelings.</p>	<p><b>A</b>ccept what can't be changed but try to change what you can first.</p>
<p><b>U</b>nhelpful feelings make you feel more upset. Think again!</p>	<p><b>C</b>atastrophising exaggerates your worries. Don't believe the worse possible picture.</p>
<p><b>N</b>obody is perfect – not you, not the others, not the adults.</p>	<p><b>K</b>eep things in perspective. This is only one part of your life. Change is a normal part of growing up.</p>
<p><b>C</b>oncentrate on the positive (no matter how small!) Use laughter.</p>	
<p><b>E</b>verybody (not just you) experiences upset, failure, rejection, sadness and setbacks at times. It is how you deal with these things which matters.</p>	

# Turnbull High School

## Frequently Asked Questions - S1

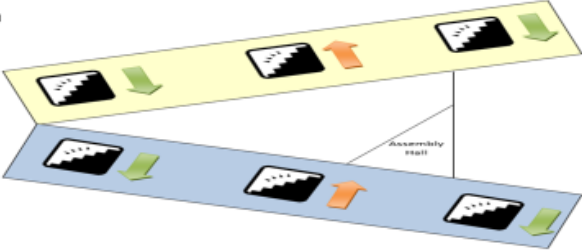
Information correct as at May, 2026

<p><b>Allergies</b></p>	<p>We have many young people and adults in school with different allergies.</p> <p>Nuts of any kind are not allowed.</p> <p>We are also a health promoting school so only water, milk and fruit juice should be brought into school.</p> <p>You are not allowed to bring any type of ‘fast food’ into the school or have this delivered to the school.</p> <p>Our canteen provides a range of healthy lunches and snacks.</p>
<p><b>Assembly</b></p>	<p>We will have an assembly each week. You should sit in your assembly seats. Across time, we will cover the theme of ‘Power of Routines’ to help you settle into high school.</p> <p><b>The Power of Routines</b></p> <ul style="list-style-type: none"> <li>• Equipment</li> <li>• Entering and leaving class</li> <li>• Corridor movement</li> <li>• Focus in lessons</li> <li>• Active listening</li> <li>• Standard of work</li> <li>• Satchel One (Show My Homework)</li> <li>• Setting yourself high standards</li> </ul>
<p><b>Bags</b></p>	<p>You should only bring what you need for each day according to your timetable.</p> <p>Everyone can choose to have a locker. You can organise what you need at the start of each day, at break, lunchtime or at the end of the day.</p> <p>Pupils are not allowed out of class to go to lockers so everyone has to be very organised.</p>
<p><b>Cashless Catering</b>  (See information on Parents Portal)</p>	<ul style="list-style-type: none"> <li>• Go to <a href="https://www.ipayimpact.co.uk/IPI/">https://www.ipayimpact.co.uk/IPI/</a></li> <li>• Click on <b>Register</b></li> <li>• Enter the <b>Child Account Reference</b> – this will be on the letter provided by the school</li> <li>• Enter your <b>Username</b> – This is what you will use to login to your account</li> </ul>

	<ul style="list-style-type: none"> <li>• Enter a <b>VALID email address</b> – this must be valid as it will be used to send your payment receipts and activation details of your account</li> <li>• Confirm the <b>email address</b> by entering it again</li> <li>• Enter a <b>password</b> that you will remember. Please remember not to give your password details to anyone else. Your password must have at least one capital letter, one number and one other character that is not a number or letter</li> <li>• Confirm your <b>password</b></li> <li>• Complete the <b>Matha Captcha</b> – this ensures human interaction and prevents automated SPAM registrations</li> <li>• Click on <b>Register</b></li> </ul>
<p><b>Cashless Catering</b></p>	<p><b>S1 Induction for the Dining Hall</b></p> <p><b>Internet Accounts</b></p> <p>Each pupil will be issued with a new account number for S1. This number will be in a letter from the school. Please do not use primary school account as this will close at the end of June.</p> <p><b>Free Lunch Allowance</b></p> <p>Each entitled pupil will receive £2. (increase tbc in August 25) each day to spend in the canteen This amount will automatically appear in the account at the start of the day. Accounts can be topped up by pupils/parent if they wish to spend more than the allocated amount. Pupils must still go to the till to pay.</p> <p>Any <b>allowance</b> unused at the end of each day will be deducted from the account. Any overspends will be deducted immediately e.g. pupil owes £2.00. Parent puts £5.00 into account then the account will be credited with £3.00.</p> <p>Parents and carers need to reapply to the Council each year in time for the start of the new school year to ensure free meal allocation.</p>
<p><b>Timetable and Classes</b></p>	<p>In your timetable, your class will have two names – 1HA, 1HK, 1HM or 1HT. These tell you which House Group you are and are the name for the class when it comes in a group of 30 pupils.</p> <p>The other names your class has is: 1.1, 1.2, 1.3, 1.4, 1.5 and 1.6. These are the names for practical classes. This is when you attend class in groups of 20 or less e.g. Science, Art, Music, Technical.</p> <p>The classes are made up based on the information we receive at transition. Some areas we consider are:</p> <ul style="list-style-type: none"> <li>• Recommendations from Primary School</li> <li>• Siblings</li> <li>• Learning information</li> <li>• Friendship groups</li> </ul>

	<ul style="list-style-type: none"> <li>• Parental requests</li> </ul> <p>One of the great things about High School is making new friends so we encourage everyone to attend different clubs and activities.</p>
<b>Detention</b>	<p>Detention is <b>not</b> part of our Promoting Positive Behaviour Policy.</p> <p>We use Restorative Approaches – a no blame approach to understanding what has gone wrong. Sometimes, we ask young people to complete a reflective task. This helps our young people to think about their part in a situation and helps them avoid this in the future.</p> <p>Some young people may be given time out to complete the reflective task.</p> <p>We use Merits and Demerits. These are issued by teachers for a range of on task and off task behaviours.</p> <p>You can also earn House points by having a positive mindset, being organised and on task; completing school work to the best of your ability for example.</p>
<b>Eating and drinking in class</b>	<p>We do not eat or chew gum in class. You can drink water as this is a brain booster.</p>
<b>Finding your way around the school</b>	<p>There are signs around the school showing pupils and staff which department they are in.</p> <p>A virtual tour and map of the school is available on the website although this was made during covid times.</p> <p><a href="http://www.turnbull.e-dunbarton.sch.uk/pupil-zone/transitions/">http://www.turnbull.e-dunbarton.sch.uk/pupil-zone/transitions/</a></p> <p>We have included different types of maps in the pack to help you.</p> <p>Teachers will be on the lookout for anyone who might get lost and direct them to the correct place.</p> <p>Movement around the school is important so we go up the middle stairs and come down the end stairs. We always keep to the left.</p> <p>S1 enter the building by the double doors in the front yard. This is where S1 leave the building too.</p> <p>Buddies and staff will be available to help S1 find their way in the first week or so.</p>
<b>Homework</b>	<p>Homework is set using Satchel One. We also call this Show My Homework (SMH). Teachers give homework to their classes using SMH. Resources and instructions are stored on SMH too.</p> <p>Pupils, parents and carers are issued with login details. Parents and carers can help you manage your time and home learning by checking SMH.</p>

	<p>Parents and carers can see what has been issued by teachers and what has been completed by their child.</p> <p>Pupils are usually issued with homework in line with the frequency of the subject. E.g. S1 has one period of History a week. Homework will be issued weekly.</p> <p>You will be given more information on this in August.</p> <p>We will also offer on line sessions via Teams for parents and carers to help with this.</p>
<b>Late coming</b>	<p>If you arrive late to school, go straight to your class.</p> <p>The teacher will have marked you absent.</p> <p>The teacher will then update the register and mark you late.</p> <p>Your parent/carer will be informed of your late coming by GroupCall.</p> <p>We encourage all parents and carers to let us know if a young person is going to be late for school in advance where this is known.</p> <p>Parents and carers can do this using the Parent Portal.</p>
<b>Lockers</b>	<p>Every pupil in the school can have a locker.</p> <p>To get one, a form is completed and a payment (non-refundable) of £5 each year is made.</p> <p>Lockers open with a key.</p> <p>You should only keep your belongings in your locker and no one else's.</p> <p>You will not be allowed out of class to get items out of your locker. Being organised is important as we don't want you to lose any teaching and learning time.</p>
<b>Managing your time</b>	<p>Teachers will manage the timing in the lesson so that you have enough time to get organised and pack up.</p> <p>As you become more used to 50 minute blocks of learning, you will become better at managing classroom routines and the teacher's expectations.</p> <p>Each classroom has a clock so there is no need for you to check the time on your mobile phone.</p> <p>You may also prefer to wear a watch. It's trending!!</p>

<p><b>Moving about the school</b></p>	<h2 style="text-align: center;">Safe movement in the School Building</h2> <ul style="list-style-type: none"> <li>▪ All pupils must make use of the <b>ONE WAY TRAFFIC SYSTEM</b> <ul style="list-style-type: none"> <li>◦ Keep left when moving around the school</li> <li>◦ Start/End of Day– all stairs can be used</li> <li>◦ Between classes/breaks – use <b>MIDDLE</b> staircase to go up</li> <li>◦ Between classes/breaks – use <b>END</b> staircases to go down (to ground)</li> </ul> </li> </ul> 
<p><b>Music Lessons</b></p>	<p>Pupils bring their instrument in on the day they have a lesson and leave it in the music department staff room on the shelves.</p> <p>Then when they come out of class they pick it up and use it in their lesson.</p> <p>The tutors who already teach you in primary school will remind you about this.</p>
<p><b>Organisation</b></p>	<p>We expect you to take responsibility for your learning by:</p> <ul style="list-style-type: none"> <li>• Checking your timetable the night before</li> <li>• Packing your school bag just with what you need for that day</li> <li>• Having all the equipment you need for each day e.g. PE kit</li> <li>• Using your locker to help you be organised e.g. put your PE kit there first thing in the morning so you don't have to carry it about with you until PE time.</li> <li>• Having your belongings clearly labelled with your name and class so if you lose these, they can be returned quickly</li> <li>• If you are not sure about anything, ask!</li> </ul>
<p><b>PE</b></p>	<p>Please see the information includes in the S1 Pack on PE Kit and Departmental Policies.</p>
<p><b>Registration</b></p>	<p>We register pupils on a period by period basis. This means the teacher takes a register of who is present in every lesson.</p> <p>Parents and carers are informed when a young person is not in class when they should be.</p> <p>Parents and carers are contacted by the school if a pupil is absent and we have not been informed of this absence. As part of the Un-notified Absence Policy, if we do not hear from parents/carers, we will contact all</p>

	<p>main contacts. In extreme circumstances we will contact other agencies e.g. Police, Social Work.</p> <p>It is also policy to contact other people on the school contact list if a parent or carer cannot be contacted.</p>
<b>Timetable</b>	<p>Our timetable is made up of 33 periods a week.</p> <p>Our <b>long days</b> are Monday, Tuesday and Thursday; <b>short days</b> are Wednesday and Friday</p> <ul style="list-style-type: none"> <li>• Start of school day: 9am</li> <li>• Long days end of the school day: 3.45pm</li> <li>• Short days end of the school day: 2.55pm</li> <li>• Each period lasts 50 minutes.</li> <li>• Break is 10.40am – 10.55am</li> <li>• Long day lunch is 1.25pm – 2.05pm</li> <li>• Short day lunch is 12.35 – 1.15pm</li> </ul> <p>You should make several copies of your timetable. Keep one at home where it can be clearly seen; one in your blazer pocket for easy reference and you can screen shot your timetable and make this your lock screen on your phone (see the note on phones in school). This will help you memorise where you should be.</p>
<b>Uniform</b>	<p>We expect our young people to wear full school uniform. This is an important part of settling into this new school community and building a sense of belonging.</p> <p>We are explicit on what is and what is not considered school uniform. This is so that everyone is clear on what to wear. Details are included in the P7/S1 pack. Our supplier is Baru Ltd, Kirkintilloch.</p> <p>Please make sure your uniform is labelled with your name and class.</p> <p>If you are not in full school uniform, you should report to the Senior Management Team (SMT) area (first floor, beside the Oratory) where you will be issued with a pink slip which you should show your teachers and take home to be signed by your parent/carer.</p> <p>If you are not in uniform for any reason, as soon as you come into school, you must report to the SMT area where we have spare uniform which you can borrow and to pick up a pink slip if this is required.</p>

# FAQ for Parents – Cashless Catering (iPayimpact)

---

## 1) How do I register for an iPayimpact account?

You will have received a communication from your school, which includes a Child Account Reference number (for your child/ren). This letter will also detail how you can access the website and provides instructions on how to use the website to make payments and review purchase history for your children

- Go to <https://www.ipayimpact.co.uk/IPI/>
- Click on **Register**
- Enter the **Child Account Reference** – this will be on the letter provided by the school
- Enter your **Username** – This is what you will use to login to your account
- Enter a **VALID email address** – this must be valid as it will be used to send your payment receipts and activation details of your account
- Confirm the **email address** by entering it again
- Enter a **password** that you will remember. Please remember not to give your password details to anyone else. Your password must have at least one capital letter, one number and one other character that is not a number or letter
- Confirm your **password**
- Complete the **Matha Captcha** – this ensures human interaction and prevents automated SPAM registrations
- Click on **Register**

The link to sign in and register for iPayImpact can be found on the East Dunbartonshire Council Website by searching 'New Cashless Catering 2020'

## 2) How do I activate my account?

Once you have registered you will receive an email, containing an activation link. Click on the link or copy and paste the link into your browser and this will activate your account.

## 3) How do I login to my account?

- Go to [www.ipayimpact.co.uk](http://www.ipayimpact.co.uk)
- Click on **Login**
- Enter your **Username**
- Enter your **password**
- Click **Log On**

When you first login you will be asked to enter some personal details such as your name and address. This is to ensure that you don't have to keep entering these details when making a payment via the secure site. Please enter these details accurately.

#### **4) I have money left in my children's old Impact account, what will happen to that?**

Any money that is left in your child's account when the old Impact system is shut off will be transferred over to their new iPayImpact account. You will be able to view this balance when you register an account with iPayImpact.

#### **5) Will my child keep the same 4 digit pin number?**

No, your child will be issued with a new 6 digit pin number that they can use when paying for food in school. This will be sent to you the day before your school is due to go live with cashless catering

#### **6) How do I link my child/ren(s) accounts to my Account?**

- Click **Child Accounts**(from the menu)
- Enter the **Child Account Reference** – this will have been provided by the school for your children
- Click on **Find Account and School**
- Click on **Link Account**

**Note:** If you have more than one child at the school, repeat the above process by clicking on **Link Another Account**.

#### **7) How do I view my child/ren(s) balances, purchases?**

When you login, your homepage will display all the relevant information for your child/ren.

#### **8) How do I make a payment to my child/ren(s) account?**

- From the **homepage**, you can now add items to the basket
- Click on the **basket**
- Proceed to **checkout** and follow the instructions.

## 9) How do I remove items from my basket?

The contents of your basket can be viewed by clicking on **View Basket** from the Homepage. Items in your basket are displayed and you can:

- Click on the **Remove** button to remove the items. You will be asked to confirm that you wish to remove the selected item
- Click on the **Amend** button to amend the payment amount

Once you are happy with the contents in your basket you can proceed to checkout.

## 10) How do I check to see if a payment has been processed?

- Login to your **account**
- Click on **Payment History**
- Click on **Details**. This will show all the payments which have been made by you

You can also check your email for payment receipts, which will have been sent to you on the successful processing of your payment.

## 11) I have forgotten my password – how do I reset it?

To reset your password follow these steps:

- Go to <https://www.ipayimpact.co.uk>
- Click on **Login**
- Click on the **Recover your password** button
- Enter your **Username**
- Enter your valid **email address**
- Click on **Recover Password**.

A message will be sent to your email address with instructions on how to reset your password. Please click on the link in your email and enter your password and confirm this by entering it again. Click on **Change Password**. You can now login using your new password.

## 12) Who do I contact for any other queries?

If you have any other questions, please contact our support team by emailing [cateringpayments@eastdunbarton.gov.uk](mailto:cateringpayments@eastdunbarton.gov.uk)

# Getting Unstuck - 3Be4 Me Checklist

## Brain - Book - Buddy - Boss

**NAME:**

**CLASS:**

In class, there will be times when your teacher asks you to use the 3Be4 Me checklist. You should also use this checklist when you are stuck in class and at home. The reason for the 3Be4 Me checklist is to help **you** become more independent and effective in your learning by finding solutions and developing problem solving skills.

At home, use your checklist to help you when you are unsure. Your parents and carers will be asked to direct you to do the same.

Here are some 3 Be 4 Me Top Tips to get you started. You should add new ones to your checklist as you find them.

Have You:	Why Don't You:
<ul style="list-style-type: none"> <li>• Looked back at the lesson's/unit's Learning Intention and Success Criteria?</li> <li>• What did the plenary tell you?</li> <li>• Looked back in your books/jotters?</li> <li>• Looked for an answer around the room, on a wall, on the board?</li> <li>• Have you done some similar before?</li> <li>• Checked the instructions?</li> <li>• Checked the correction code?</li> <li>• Checked the glossary?</li> <li>• Got the correct page/ book/booklet?</li> <li>• Checked Show My Homework?</li> <li>• Looked in your Personal Learning Plan?</li> <li>• Checked with your partner/group?</li> <li>• Checked the subject's Blog for tips and advice?</li> <li>• Used Building Learning Power strategies?</li> <li>• Checked the school website?</li> </ul>	<ul style="list-style-type: none"> <li>• Try again!</li> <li>• Look back at the lesson's/unit's Learning Intention and Success Criteria?</li> <li>• Read over the plenary</li> <li>• Move on and come back to this later</li> <li>• Remove/shut down any distractions – mobile phone, TV etc.</li> <li>• Use a text book/a dictionary/an encyclopedia</li> <li>• Take time and think it through one step at a time</li> <li>• Compare your work with a friend</li> <li>• Use your previous learning</li> <li>• Look at the issue another way – 'what if...?' 'is this the same as ...?'</li> <li>• Ask a friend/sibling</li> <li>• Ask an expert (not always the adult!)</li> <li>• Check the subject Blog/school website</li> <li>• Go to Show My Homework and check for information and instructions</li> </ul>

**Write down any new 3Be4 Me strategies you come across and use them in class and at home:**

---



---



---



---



# TURNBULL HIGH SCHOOL

# UNIFORM POLICY :

# DRESS FOR SUCCESS

Our dress code aims to provide a cost-effective way for pupils to show that they are proud to belong to our school community. Wearing uniform reflects a positive attitude to learning and removes any peer pressure to wear expensive brand names. Wearing uniform also promotes equality and inclusion. We continue to expect the highest possible standards for our Turnbull school uniform.

## BLAZER

The school blazer complete with embroidered badge is compulsory for ALL pupils. There are two styles of blazer available, fitted or traditional design, for both boys and girls.

Plain black jackets, **no logos or colours**, may be worn over the blazer and removed upon arrival at school.

## SCHOOL SHIRTS/BLOUSES

Only blue school shirts/ blouses that can be fastened to the top are acceptable. These should be traditional school wear clothing.

## TIES

- ✓ S1-S3 striped
- ✓ S4-S5 plain blue
- ✓ S6 plain blue with bar
- ✓ The school tie should be full length when worn.

## SKIRTS

- |   |  |
|---|--|
| <ul style="list-style-type: none"> <li>✓ Smart, formal school skirts must be of an appropriate length, coming to just above the knee.</li> <li>✓ Skirts must be black.</li> </ul> | <ul style="list-style-type: none"> <li>✗ Dresses, pinafores and lycra skirts are <b>NOT acceptable.</b></li> </ul> |
|---|--|

## TROUSERS

- |  |   |
|--|---|
| <ul style="list-style-type: none"> <li>✓ School trousers must be black, formal and tailored.</li> <li>✓ If belts are worn with trousers these should be plain black with small buckle.</li> <li>✓ Shirts must be worn tucked into trousers.</li> </ul> | <p>All other forms of trouser are <b>NOT acceptable:</b></p> <ul style="list-style-type: none"> <li>✗ shorter length</li> <li>✗ skinny- fit</li> <li>✗ leggings</li> <li>✗ jeans</li> <li>✗ chinos</li> <li>✗ shorts</li> <li>✗ culottes</li> </ul> |
|--|---|

## CARDIGANS/JUMPERS

- |   |  |
|---|--|
| <ul style="list-style-type: none"><li>✓ Black school cardigans must be fitted and be of an appropriate length</li><li>✓ Only plain black V- neck jumpers must be worn</li><li>✓ Turnbull Hoodie</li></ul> | <ul style="list-style-type: none"><li>✗ Long cardigans and tank tops <b>NOT acceptable</b></li><li>✗ crew neck jumpers are <b>NOT acceptable</b></li></ul> |
|---|--|

## TIGHTS/SOCKS

- ✓ Black tights should be worn. They should be plain without any pattern. Black knee high socks and short socks must be plain.

## FOOTWEAR

- |  |   |
|--|---|
| <ul style="list-style-type: none"><li>✓ Black, formal school shoes or plain black trainers which appear similar to school shoes must be worn.</li><li>✓ Black boots must be robust and in keeping with the formal dress code</li></ul> | <ul style="list-style-type: none"><li>✗ ALL other types of fashion footwear are <b>NOT acceptable</b> eg C converse etc</li></ul> |
|--|---|

## PE KIT

Plain T- shirt or Turnbull PE top must be worn with shorts / plain sportswear trousers. Leggings are allowed for girls.

Neutral colours are fine it need not be black.

However, colour can be worn if it is a Turnbull PE top that has been purchased via the PE Department. These tops are £10 each and come in a vast range of colours. Please note: they are not available from Baru.

Additional uniform items available for PE kit include a technical fabric top and a hooded sweatshirt for outside use.

**Vest/ low cut tops are NOT acceptable.** Proper training shoes that support and protect feet should be worn

## OTHER INFORMATION

The wearing of jewellery should be kept to a minimum as it can be a Health and Safety risk. Make up should be minimal in keeping with the formal standards of the school. Hair accessories should be black.

We appreciate that this information is prescriptive. This is to ensure that there is no ambiguity as to what is acceptable with regard to school uniform. The school supplier, Baru, provides a very cost effective package for our school.

Uniform may also be purchased from reputable stores, or supermarkets which also provide an appropriate range of school wear. High Street fashion retailers do not provide appropriate Turnbull High school uniform. If you are in any doubt please contact the school before purchasing.

Our new Community Hub offers pre-loved uniform items to support all pupils in wearing full school uniform every day. Pupils should go to the Community Hub between 8.45am and 9am to collect required items - stationery, toiletries etc are also available free of charge.



### Boys and Girls Cotton Jumpers

Fine gauge knit with raglan sleeve. Machine washable. 100% Cotton

**ONLY £21.99**



### Girls Cotton Cardigan

Fine gauge knit with raglan sleeve. Machine washable. 100% Cotton

£22.99

### School Approved School Skirts



#### Pleated Skirt

Made from polyester, viscose & elastane, the Charleston has a back zip, deep yoke and all round knife pleats



#### Straight Skirt

The Honiton is made from a mix of polyester, viscose and elastane. It has a low cut waist with faced finish and a side zip

#### Skirt Prices

Sizes 22" - 28" - £24.00

Sizes 30" - 38" - £26.00

**SPECIAL SCHOOL VISIT PRICES  
VALID WITH THIS LEAFLET ONLY**  
PRICES ARE VALID WITH THIS LEAFLET AT SCHOOL VISIT EVENTS AND ALSO IN STORE UNTIL 30 MAY 2026

## TURNBULL HIGH SCHOOL



## School Uniform Price List 2026



### Uniforms supplied by BARU.

5 Cowgate, Kirkintilloch, Glasgow, G66 1HW T:0141 777 8528  
7B Moss Street, Paisley, PA1 1BG T:0141 848 5755  
216 Great Western Road, Glasgow, G4 9EJ T:0141 332 1266



## Boys Embroidered Blazer

Boys fitted black blazer with embroidered school badge.  
100% Polyester with Teflon Coating.  
Machine washable.

S1 - S5 (without braid) £40.00  
S6 (with braid) £56.00



## Girls Fitted Blazer

Stylish and functional girls blazer made from 100% polyester with Teflon coating.  
Machine washable and quick drying.

S1 - S5 (without braid) £40.00  
S6 (with braid) £56.00

## Uniform Package

Save up to 28% on normal selling prices when you take our exclusive uniform package. Package includes:

- 1 x Embroidered Blazer
- 2 x Trutex Shirts or 3/4 Fitted Blouses
- 2 x Trousers or skirts
- 1 x Tie

S1 - S5 ONLY £115.00  
S6 ONLY £125.00



## School Tie

S1 to S3 Striped tie £8.99  
S4 to S5 Crested Tie £10.99  
S6 Crested Tie £10.99



## Sports Gym T-Shirt

**Embroidered with school logo**  
Neoteric™ textured fabric with inherent wickability.  
Taped back neck. Self fabric neck. Printed back neck.  
Raglan sleeves. Contrast inserts on front and back of sleeves.  
Twin needle stitching. WRAP Certified Production.

**ONLY £12.00**



## Gym Zipper Hoodie

**Embroidered with school logo**  
Covered full length zip. Double fabric hood with self coloured drawcord. Front pouch pockets. Right front pocket has a small hidden opening for ear phone cord. Hidden ear phone loops. Ribbed cuffs and hem. Twin needle stitching detail.

**ONLY £20.00**



## Banner Non Iron Shirts

Two piece collar and breast pocket. Twin Pack in long or short sleeve. 65% Polyester 35% Cotton

Twin Pack Shirts  
from £22 each



## Banner Non Iron Blouses

Two piece collar. NON IRON. Twin Pack in long or short sleeve. 65% Polyester 35% Cotton

Two Blouses  
from £22 each



## Slim Fit Boys Trousers

Slim fit trousers.

from £22.99 each

# BROAD GENERAL EDUCATION IN A NUTSHELL

CURRICULUM FOR EXCELLENCE IN A NUTSHELL  
The National Parent Forum of Scotland Summary of Assessing  
and Sharing Progress in the Broad General Education (early years to S3)

Broad General  
Education  
ASSESSING  
& SHARING  
PROGRESS

## Assessing and Sharing Progress in the Broad General Education

Assessing and sharing progress is a continuous process between the learner, the teacher, parents and the school.

Assessing learning in the Broad General Education (early years to the end of S3) ensures that:

- children and young people make progress through the learning levels in the eight curricular areas
- the next steps can be planned
- information can be shared regularly between learners, parents and teachers
- learning continues smoothly throughout the young person's learning journey.

There is no standard way to undertake assessment. However, the repeated sequence of assessing progress, sharing progress and planning next steps, as illustrated below, will ensure that learners continue to move forward in their learning.



### How is progress assessed and shared with parents?

Information is gathered which shows progress as children and young people learn. It might be:

- a project
- a presentation (video, recording, PowerPoint, talk)
- a piece of work (a piece of writing, a model, an experiment, a drawing)
- a performance
- an exhibition or an event
- a portfolio of work
- a group activity or group project
- a peer review
- a test
- online diaries, learning logs or blogs
- self-assessment
- verbal feedback
- online work
- a formal written report
- a consultation meeting between the teacher, the learner and the parent.

Information from assessing progress is shared between teachers, children and parents in order to plan the learner's next steps. During the school year, there are formal and informal opportunities for sharing progress with parents (see examples overleaf). The formal sharing of assessment information (school reports, parent consultations, summary reports) takes place at key transition times such as moving class, year, school, learning level, moving from the Broad General Education to the Senior Phase, course choices and planning post-school choices. Other ongoing ways of monitoring progress such as profiling (paper-based or digital) and learner-led conferences are more informal methods of reporting. These enable learners to capture, share and identify their next steps.

#### Moderation

Schools and teachers work together to set shared standards for assessing progress. This is called 'moderation' and it ensures that schools within an area or a local authority are using similar benchmarks and have similar expectations.

Assessing learners' progress enables the following questions to be answered:

**Learner:** How am I doing? How do I know how I am doing? Who do I ask?

**Parent:** What are my next steps? How will I know when I've achieved them? How can I work in partnership with the school/teacher to support my child on their learning journey?

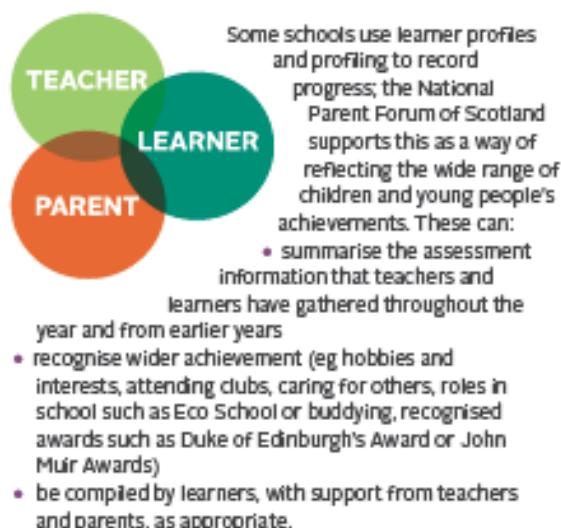
**Teacher:** How can I work in partnership with parents to support my pupil on their learning journey?

**School:** How do we support and maintain the assessment partnership between the learner, the teacher and the parents in a culture of trust and openness?

## What can parents expect?

When progress about your child's learning is shared with you formally, you can expect that this will:

- give clear and constructive feedback about your child's learning and personal development
- show progress and next steps in learning
- record achievement of, or within, a curriculum level
- describe any support that is in place
- suggest how you can help with any gaps in progress or share information about wider achievement.



Liaise with your headteacher and parent council to ensure that these expectations of collaborative and shared assessment and reporting are delivered.

## Useful Information for Parents

'Sharing Learning, Sharing Assessment' ([www.parentforumsotland.org/npfs-assessment-group/](http://www.parentforumsotland.org/npfs-assessment-group/)) is the National Parent Forum of Scotland's report on assessing progress. It includes key recommendations. A copy of this report was sent to every headteacher and every parent council: ask in your school about progress with the report's recommendations.

### Further Information on assessing and sharing progress

- Parentzone webpages on assessment in the Broad General Education: <http://tinyurl.com/ogh7lqm>
- Curriculum for Excellence Briefing on the Broad General Education in Secondary School: <http://tinyurl.com/letd8mf>
- Questions and Answers on Assessment: <http://tinyurl.com/16c7jur>
- Supporting Learning at Home: <http://tinyurl.com/jwyhew7>
- Parents as Partners Factfile: <http://tinyurl.com/oox369o>
- Curriculum for Excellence Additional Support for Learning Factfile: <http://tinyurl.com/ncgrdgm>

## Examples of Assessing and Sharing Progress

### Early Level

Each child has an 'All About Me' book which is used to record progress and achievement with contributions from parents, children and early years staff. Children photograph what they make and do themselves using a tablet computer. The photographs and comments from the children go into the books which have curricular area sections as well as news pages and free pages. Children talk about their achievements with staff, who write up the children's comments in the 'All About Me' book.



### Second Level

Children prepare a Second World War Victory in Europe Day themed tea party for parents, grandparents and residents of a nearby residential care home for the elderly. They learn songs (expressive arts), they prepare food (health and wellbeing; numeracy in weighing ingredients for recipes), they write invitations (literacy), they research VE Day, food and clothes of the time (social studies: history). The event is filmed and recorded and is emailed to parents as a record and a celebration of achievement.





### Third and Fourth Levels

Learners and teachers work together to record progress and assessment information in all curricular areas and to record wider achievement using an online profiling system. This can then be shared electronically.



 the National Parent  
Forum of Scotland

[www.parentforumsotland.org](http://www.parentforumsotland.org)  
[enquiries@parentforumsotland.org](mailto:enquiries@parentforumsotland.org)

 [parentforumsotland](https://www.facebook.com/parentforumsotland)  
 [parentforumsotland](https://twitter.com/parentforumsotland)

## WHAT IS GIRFEC?

**Getting It Right For Every Child** is a national policy to help all children and young people grow, develop and reach their full potential. Its' focus is to improve outcomes for children and their families based on a shared understanding of their well-being.

By focussing on well-being, schools are well placed to support children early if difficulties arise. Well-being indicators help children and families focus on strengths and areas for development. This is done as part of the Staged Intervention process

## WHAT IS STAGED INTERVENTION?

Staged intervention is a process which is used to identify, assess and support the learning needs of children and young people. It provides:

- A record of intervention for individual children as they move through early years and school.
- An inclusive approach which involves children, families, relevant staff and support services.
- Agreed learning and support plans which record the needs of the child or young person.
- A commitment to a solution focused approach to resolving issues early and at the least intrusive level of intervention.
- A structured monitoring and review cycle.



## WHAT SHOULD I DO IF I HAVE A CONCERN ABOUT MY CHILD'S SUPPORT PLAN?

If you have a concern about whether your child should have a Support Plan, or any aspect of what is written in the plan, or how often it is reviewed, you should contact the Named Person Service coordinator for your child. Those in early years should contact their Health Visitor or may wish to speak to a member of nursery staff. Those in Primary Schools should contact their Head Teacher and those in Secondary Schools should contact their DHT with responsibility for Pupil Support.

## COMPLAINTS

If you remain concerned following discussion with the Named Person, you should address your concerns to a member of the **Additional Support Needs Team within the Education Service on 0300 123 4510**

# getting it right


for every child in  
East Dunbartonshire



## What is Staged Intervention?



# Turnbull High School Equity Statement



At Turnbull High School, we are committed to ensuring equity and excellence for all of our learners. The Scottish Government is allocating extra funds to schools based on particular criteria. The money allocated to schools is used specifically to enhance the learning experiences of children and families who meet these criteria.

Each school will use the extra funds in different ways. In Turnbull High School, for example, we are working to raise the attainment of particular learners through additional opportunities for young people through project leadership. We look to cut the cost of the school day by providing school items e.g. uniform, pen, pencils, calculators.

In our correspondence and policies, you will see reference to Equity Statements. These statements will let parents and carers know how we will ensure that every learner has an equitable chance in their learning.

An important Equity Statement is one which relates to home access to the internet and ICT when learners need it. Where this is not possible, the school will make arrangements for the young person to access internet and ICT.

It is very important to us that families are supported to work through Free Meal, Clothing Grants and Education Maintenance Allowance (16+) documentations. If we can help in any way, please let us know.

Key information is outlined below. This information is correct at May 2026. Please consider applying if this is relevant.

Eligibility criteria	Free School Meals	School Clothing Grant
Income Support	Yes	Yes
Job Seeker's Allowance – Income Based	Yes	Yes
Employment and Support Allowance – Income Based	Yes	Yes
Universal Credit with a monthly earned income of not more than £850	Yes	Yes
Support under Part VI of the Immigration and Asylum Act 1999	Yes	Yes
Housing Benefit and/or Council Tax Reduction (please note this is not discount)	No	Yes
Scottish Child Payment P6 & P7	Yes	No

Should you have any questions on the above, please contact your child's Pastoral Care Teacher who will treat any discussion on the matter as confidential.

More information is also available at:

[www.eastdunbarton.gov.uk/residents/schools-and-learning/school-meals/free-school-meals](http://www.eastdunbarton.gov.uk/residents/schools-and-learning/school-meals/free-school-meals)

<https://www.eastdunbarton.gov.uk/residents/schools-and-learning/grants/school-clothing-grant>

[www.eastdunbarton.gov.uk/search/site/ema](http://www.eastdunbarton.gov.uk/search/site/ema)

# TURNBULL HIGH SCHOOL

## Pupil Support Team: Meet your Pastoral Care Teacher



**Ms Boardman**

**St Andrew House**



**Mrs Kerr**

**St Kentigern House**



**Mrs Walker  
Mon/Tue/Wed**

**Marian House**



**Mrs Britton  
Wed/Thu/Fri**

**Marian House**



**Mrs McBride**

**St Teresa House**



## The Pupil Support Team

There is an extended Pupil Support Team comprising of four Principal Teachers of Pastoral Care and one Principal Teacher Support for Learning. Included in the wider team are Mrs Wallace and Mrs Ruddy (Wellbeing) and our Support for Learning Assistants.

House Group	Principal Teacher
St Andrew	Miss Boardman
St Kentigern	Mrs Kerr
Marian	Mrs Walker (M-W) Mrs Britton (W-F)
St Teresa	Mrs McBride
Support for Learning	Ms Bhaumik

The Pastoral Care Base is located on the ground floor next to the School Office.

The St Columba Base is located on the ground floor beside Modern Languages.

The Wellbeing Hub is on the first floor beside English.

## Your Pastoral Care Teacher's Availability

Your Pastoral Care Teacher has a timetable and if they are not available, another member of the team may be able to speak to you and offer advice.

If these times are not suitable for your parent or carer to contact us, they can telephone the school office and leave a message for us. We will get back to your parent or carer as soon as possible.

THE SCHOOL DAY		
Monday, Tuesday and Thursday		
09.00	Period 1	09.50
09.50	Period 2	10.40
10.40	Interval	10.55
10.55	Period 3	11.45
11.45	Period 4	12.35
12.35	Period 5	13.25
13.25	Lunch	14.05
14.05	Period 6	14.55
14.55	Period 7	15.45
Wednesday and Friday		
09.00	Period 1	09.50
09.50	Period 2	10.40
10.40	Interval	10.55
10.55	Period 3	11.45
11.45	Period 4	12.35
12.35	Lunch	13.15
13.15	Period 5	14.05
14.05	Period 6	14.55

## PUPIL INFORMATION



### House Groups:

	St Andrew
	St Kentigern
	Marian
	St Teresa of Calcutta



### Turnbull High School

St Mary's Road, Bishopbriggs Glasgow G64 2EF  
 Tel: 0141 955 2393  
 Fax: 0141 772 8016  
 www.turnbull.e-dunbarton.sch.uk  
 Email: office@turnbull.e-dunbarton.sch.uk

Pupil Support Team

## What is Pupil Support?

Your Pastoral Care Teacher will help you make the best of your time at Turnbull High School.

Your Pastoral Care Teacher will be there to:

- ☺ LISTEN
- ☺ DISCUSS
- ☺ ADVISE
- ☺ SUPPORT you in all matters concerning your education.

As you see many different Subject Teachers each day at Turnbull, we feel it is important one teacher has responsibility for getting to know you and helping you with some decisions you will need to make as you move through secondary school.


Your Pastoral Care Teacher is the person you would normally turn to first if you needed some information or if you have a problem. We are the first contact point for parents and carers.

Each Pastoral Care Teacher is responsible for a House Group, you will be informed which House Group you will be assigned to. There is always someone on duty at lunchtime in the Base.

## Partnership with Parents

Pastoral Care staff at Turnbull are very keen to establish and encourage close links between your home and the school, as we feel this will help you achieve your very best at Turnbull.

Your Pastoral Care Teacher is the person your parents should contact if they would like information on your progress at school or if they have information about you which they feel the school should know.



We are concerned about your personal well-being, your academic progress and your future career choices and personal needs. We believe that by always being in close contact with your parents we are able to work together to support and guide you at the different stages of your school career.

**Remember we are here for you to talk to if you are worried or concerned about something or someone.** Anything we discuss will be in confidence and always with your best interests at heart. We can't help you unless you let us and tell us how you feel.

## What do Pastoral Care Teachers do?

As well as teaching our assigned classes, the Pupil Support Team are involved in many other activities which help and guide you at various stages in your school career:

- ☑ S1 Induction Programme
- ☑ S2 Personalisation & Choice Programme
- ☑ S3 Option Choice Programme
- ☑ S4/5 Option Choice Programme
- ☑ Monitoring Pupil Attendance and Timekeeping
- ☑ Monitoring Pupil Academic Progress
- ☑ Care of pupils with additional support needs
- ☑ PSE Courses
- ☑ Contact with parents
- ☑ Links with school departments and outside agencies
- ☑ Preparing reports on pupils for employers, colleges and universities
- ☑ Offering support and advice on matters arising with you

## HEALTH AND WELLBEING

*(Continued from page 5)*

Below Mrs Wallace and Mrs Ruddy, our Wellbeing Teachers, give an overview of their role and of our Wellbeing Hub and the support we can offer our young people and our families.

### Wellbeing in Turnbull High School

Our Wellbeing Hub is a calm, safe and supportive place where personal wellbeing really counts. We understand that there isn't a 'one size fits all' solution to our worries and what works for one person might not quite work as well for another. Therefore, to help pupils with their own wellbeing pathways, we provide bespoke solutions.



#### What do we do in the Wellbeing Hub?

Positive health and wellbeing for all of our school community is a priority for us. We aim to provide early intervention and prevention to empower pupils to recover from, or live better with, mental ill health and thus enable them to attend school and engage fully with their learning. We can do this through the provision of information, support, self-management programmes and peer support.

The Wellbeing Hub has been a significant addition to wellbeing agenda in our school and has proved very popular with pupils, whether simply needing some privacy and timeout, a new place to meet friends in a supported environment, just to talk to empathetic staff members or a relaxing environment for life skills coaching.

Depending on our young people's needs, we run bespoke programmes for pupils in all year groups. Most programmes run annually and offer small groups or individuals, the opportunity to look at changes they are experiencing in their lives.

This can provide them with a better understanding of their feelings, how to recognise and manage them and gives tools to make the right choices. It also equips young people with coping strategies which they can implement when times are difficult. The programmes usually run over 6/ 8 weeks and can involve a variety of group activities and discussions. Careful planning is in place to allow pupils to attend every week whilst reducing impact on their class work.

Although there is limited access to the school at present, we are still offering and delivering bespoke support for those pupils in need.

## HEALTH AND WELLBEING

(Continued from page 6)

### Programmes include:

- **Anger Management:** The process of learning to recognise signs that you're becoming angry, and taking action to calm down and deal with the situation in a productive way.
- **Exam stress workshops:** This is bespoke to S3-S6 pupils and is either for individuals or a group. The programme gives personal advice on anxiety, managing classwork, study techniques and self-confidence.
- **LIAM:** 'Let's Introduce Anxiety Management' (LIAM) is a cognitive behavioural therapy (CBT) informed intervention for mild to moderate anxiety.
- **Managing Change:** Highlights and explicitly teaches skills used every day, building confidence in your teenager's ability to interact with others socially.
- **Nurturing Approaches:** as part of small group work and at whole school level to build in our young people a sense of belonging and success
- **King's Trust 'Achieve':** Building interpersonal skills and self - confidence.
- **Seasons for Growth:** is a separation, loss and bereavement peer-group education programme to support young people who are affected by change, loss and grief.
- **Resilience:** Young people who are resilient tend to be more hopeful, confident and possess higher self-worth during hard times. They are more likely to overcome challenges, recognise when they need support. The programme helps them develop coping strategies to enable them to be resilient.
- **Transitions:** to support and prepare young people to be well equipped for the demands of life in a busy secondary school. Activities can include improving time management and organisation; finding your way around; developing good habits for learning.

### Daily Support

For some pupils, lunchtime and break are the most stressful times of the day. Small clubs run yearly to support the enhancement of confidence and social skills. It helps pupils develop friendships in a nurturing environment, allows pupils to calm and settle and gives them an opportunity to engage with alternative activities. These clubs have included a gardening club, enterprise groups, themed workshops, Lego challenge, crafts, quizzes and board games. Pupils involved in these activities have the opportunities to gain Dynamic Youth and Saltire Awards as well as leadership and transferable skills.

### Support for Parents and Carers

**Triple P- Positive Parenting Programme** promotes self-reflection, good communication and strong relationships between parents, carers and children. It is a toolbox of solutions for parents and carers. Participants choose the strategies they need, the time and the place.

### Leadership Opportunities

Every year, two S6 pupils are nominated as **Wellbeing Captains**. The two representatives are responsible for driving initiatives they feel are important to the wellbeing of their school based on pupil voice and school priorities. These include organising our Health and Wellbeing Week, identifying key topics throughout the year and being the voice of the pupils. They are also encouraged to help with the younger pupils in the school within the Wellbeing Hub. We also run the peer education programme in conjunction with the primary schools.

## HEALTH AND WELLBEING

(Continued from page 7)

### Peer Education

Our Wellbeing Hub provides a safe, calm environment for pupils to visit, recharge and talk. Our Wellbeing Captains and other interested pupils are trained to deliver a series of mental health lessons to our cluster primary schools as part of the improving understanding about mental health and promoting the anti-stigma message.

### Wellbeing in Turnbull High

To access the Hub, pupils can just walk in and talk to Mrs Wallace. "I am always here to help no matter how big or small the problems are". This encourages a culture of emotional awareness, but it also means that asking for help and talking about your feelings can be de-stigmatised.

*The wellbeing of your child matters*

For more information, please contact the school.

Always happy to chat!

**Mrs Wallace, Wellbeing Resource Teacher**

### Working Together to Improve Wellbeing

Partners such as our Community Learning and Development Youth Worker, Language and Communication Outreach Teacher, LifeLink Counsellor, Pupil Support Team and Educational Psychologist all feed into the delivery of the wellbeing provision and curriculum in Turnbull High.

Parents, carers and our young people are our key partners in all that we do.

There are a number of ways in which young people and their parents/carers can share concerns and ask for help and support.

#### Parents and carers:

- Contact your child's Principal Teacher of Pastoral Care
- Make contact with the Year Group Head

#### Young people in school:

- Speak to your Principal Teacher of Pastoral Care
- Speak to your Year Group Head
- Speak to Mrs Wallace, Wellbeing Teacher or drop into the Wellbeing Hub

#### Young people out of school:

- Contact your Principal Teacher of Pastoral Care – email or telephone
- Contact your Year Group Head – email or telephone
- Contact Mrs Wallace or Mrs Ruddy, Wellbeing Teachers – email or telephone



## Our School Partners



Home Link Officers	Ms Wilkie & Ms Coyle
Educational Psychologist	Ms K Oates
LifeLink Counsellor	Kirstyn and Laura
Police Scotland Liaison Officers	PC Toner
Skills Development Scotland	Karen Clark (Monday, Tuesday, Thursday and Friday) <i>and</i> Shona Dean (Thursday)
MCR Pathways Coordinator	Emma Brown
Youth Worker (Community Learning & Development)	James Crumless



# TURNBULL HIGH SCHOOL

## SPORTS CLUBS

**MON**

**S1-6 Fitness**  
Fitness Suite  
**LUNCH**

**Staff and Pupils 2/3k Club**  
PE Dept  
**AFTERSCHOOL**

**TUE**

**S1-6 Badminton/ Interhouse**  
Games Hall  
**LUNCH**

**S1-6 Dance**  
PE Dept  
**AFTERSCHOOL**

**S1-6 Football**  
Astroturf  
**AFTERSCHOOL**

**S1-3 Fitness**  
Fitness Suite  
**LUNCH**

**s1-4 Football**  
Astroturf  
**LUNCH**

**S1-6 Rugby**  
Astroturf / Grass  
**AFTERSCHOOL**

**WED**

**S1-6 Basketball**  
Games Hall  
**LUNCH**

**S1-6 Basketball**  
Games Hall  
**AFTERSCHOOL**

**S1-6 Girls Football**  
Astroturf  
**AFTERSCHOOL**

**S1-6 Athletics**  
PE Dept  
**AFTERSCHOOL**

**S1-6 Fitness**  
Fitness Suite  
**LUNCH**

**Interhouse**  
PE Dept  
**LUNCH**

**THU**

**S1-6 Handball/ Interhouse**  
Games Hall  
**LUNCH**

**S1-6 Netball**  
Games Hall  
**AFTERSCHOOL**

**S1-3 Fitness**  
Fitness Suite  
**LUNCH**

**FRI**

**S1-6 Volleyball**  
Games Hall  
**LUNCH**

**S1-6 Gymnastics**  
Gym  
**LUNCH**

Clubs and Activities change each term based on what pupils want.

Freshers Fayre Clubs and Activities

**SAMPLE**

✓ The clubs you want to attend.

NAME:

CLASS:

Day and time	Club/Activity	Club/Activity	Club/Activity	Club/Activity	Club/Activity	Club/Activity	Club/Activity	Club/Activity	Club/Activity
	Before 9am	Lunchtimes	Lunchtimes	Lunchtimes	Lunchtimes	Lunchtimes	Lunchtimes	Lunchtimes	Lunchtimes
<b>Mon</b>	Breakfast Club BECS Dept Staff rota	ChildNet BECS Dept Mr MacKenzie	Library Mrs Wright Library Helpers	Library Reading Club Mrs Wright and staff	Working Lunch Club BECS Dept	Modern Languages Club Mrs Grehan Mod Langs 2	Walk the Turnbull Mile  Front yard	Aid to the Church in Need Group RE Dept Mr Pearce	Geography Club Mr Walker Geo Rm 1
<b>Tues</b>	Breakfast Club BECS Dept Staff rota	Textiles Club HE Dept 1.30pm Mrs Scott	Library Mrs Wright Library Helpers	Journalism Club Mr Thomson HMS Rm	Working Lunch Club BECS Dept	Mary's Meals Club BECS Rm F042	Walk the Turnbull Mile  Front yard	Drama Club Perform Area Miss Hart/ Pupils	Wellbeing Drop In Mrs Wallace Wellbeing Hub
<b>Wed</b>	Breakfast Club BECS Dept Staff rota	Board Games Club Mrs Jack English Rm 6	Library Mrs Wright Library Helpers	Art & Design Club Art Dept Mrs Connochie	Working Lunch Club BECS Dept	Vocal Group Mrs Bradley Music Dept	Walk the Turnbull Mile  Front yard	Young Engineers Club Science Dept	Green House Club Front yard Mr MacKenzie
<b>Thu</b>	Breakfast Club BECS Dept Staff rota	Knex Club Mrs Scally Science Lab	Library Mrs Wright Library Helpers	Journalism Club Mr Thomson HMS Rm	Working Lunch Club BECS Dept	Film Club Mrs Jack Eng Rm 6	Walk the Turnbull Mile  Front yard	Science Club Lab 3	Wellbeing Drop In Mrs Wallace Wellbeing Resource
<b>Fri</b>	Breakfast Club BECS Dept Staff rota	Maths Club and Drop In Mrs Nolan Maths Rm 6	Library Mrs Wright Library Helpers	History & Mod Studies Club  HMS Rm 3	Working Lunch Club BECS Dept	Chess Club HMS Mrs Britton and Captains	Walk the Turnbull Mile  Front yard	Wellbeing Club Wellbeing Captains	Green House Club Front yard Mr MacKenzie

## Freshers Fayre Clubs and Activities

**SAMPLE**

### OTHER:

Anime Club – Art Department

Café Sci Monthly STEM Captains and Mrs Scally – Science Department

Cookery Club – HE Department

Climate Committee – Geography Department

Dredo Club – RE Department

Debating Club – English Department

Departmental Lunchtime Drop Ins for pupils – subjects

Duke of Edinburgh Award

Dynamic Youth Award

Games Club – English Department

Gaming Club – St Columba Hub

Geography Clubs – Eco and Fairtrade – Geography Department

Interhouse Competitions

KNEX Club – Physics Department

Cricket – PE Department

Leadership Opportunities – more information in our Wider

Achievement Database

Learner Participation Groups

Manga Club – Art Department

Music Department – clubs and activities (guitar, drums, piano etc)

Pastoral Care Drop Ins – Guidance Base every lunchtime

Pupil Council


Reading Club – English Department

Saltire Award

STEM Club – Science Department

Subject Drop Ins – Departments at lunchtime

## Summer Reading Challenge



The books above are suggestions to get you started on your summer reading adventure!

*If you aren't already a member, why not join your local library? It's free!*

East Dunbartonshire libraries - <https://www.edlc.co.uk/libraries>

Glasgow libraries - <https://www.glasgowlife.org.uk/libraries>

... or simply drop in to your local library to find out more. Both East Dunbartonshire and Glasgow libraries provide access to print and digital books.

## Reading Bingo

Try to complete as many of the bingo challenges as you can over the summer. Cross out each one as you complete it. Happy Reading!

Read a book you have heard of but never read	Read after breakfast	Read outside	Read with a family member	Watched the film? Now read the book
Read on a train or bus	Read while wearing a hat	Read something by an author you have never heard of	Join your local library and borrow a book – it's free!	Read a comic or magazine
Read in bed	Read a non-fiction book	Read after dinner	Read instead of watching TV	Read with a group of friends
Read on a Tuesday	Read a poem	Read instead of using a games console	Read a book set in another country	Read a book with an animal in the story
Read something from a news website	Read something about your favourite sport	Read a biography	Listen to an audio book – free from the local library	Free choice – you decide what's next...