

TURNBULL HIGH SCHOOL



2020 'VIRTUAL'
PRIMARY VISIT

Introduction

Hello to all of you current primary 7 pupils that, in August, will become Turnbull High School's S1 year group.

Usually you would come to visit us around this time and go around the classes and do some interesting lessons.


This year we are going to do this virtually.

The departments at Turnbull High School have kindly created some lessons that you can do from home.

Table of Contents:

In order, this booklet will allow you to try some work set by the following departments:

- English
- Mathematics
- French
- History
- Modern Studies
- Geography
- R.E
- Art
- BECS
- Science
- Music
- Health and Food Technology
- Support for Learning
- Pastoral Care



S1 Transition Task

Acrostic Poem



An important part of moving to a new school is getting to know everyone. Teachers have to get to know all of their pupils too. To help us get to know you better, see if you can create an acrostic poem for your name that tells us a little bit about you as a person. What do you like? What is your favourite hobby? What makes you happy? What annoys you?

Learning Intention

To create an acrostic poem using the letters of your name that describes you as a person.

Instructions

1. Start off by writing your name vertically, taking a new line for each letter and placing them one under the other.

S
O
F
I
A



2. For each letter of your name, see if you can write a word, phrase or short sentence that begins with that letter. It should describe something about you as a person.

Sofia is my name.
Oreos are my favourite
F
I
A

Challenge



- Can you add some exciting or unusual adjectives to your poem?
- Can you make your acrostic poem rhyme? Think about the words that you put at the end of each line.
- Can you make your description flow down all of the letters of your name? Check out the example on the next page from the Principal Teacher of English, Mrs Cimmino.

Mrs Cimmino is
Responsible for English in Turnbull High
School.

Caring
Is she.

Manages to
Make English
Interesting
Nearly all of the time.
Obsessed with books.



Extension Task

- Can you make another acrostic poem using the word “Turnbull”? Try to use each letter to describe your feelings about starting high school and what you are looking forward to.



Share with us!



We'd love to get to know you better before you arrive in August, and we'd love for you to get to know the other new S1 pupils too, so why not share your finished work for everyone to see.

Take a picture of your acrostic poem and post it on Twitter, tagging us
@TurnbullEnglish.

Don't forget to use the hashtag **#TeamTurnbullS1**

MATHEMATICS



OUR DEPARTMENT:

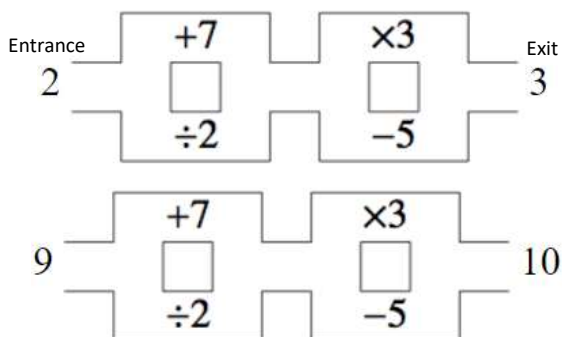
Miss McDonald – Principal Teacher
 Mrs Cowie
 Mrs McBrearty
 Ms O’Kane
 Miss Young
 Mrs Nolan

TRANSITION TASK – PUZZLING PROBLEMS!

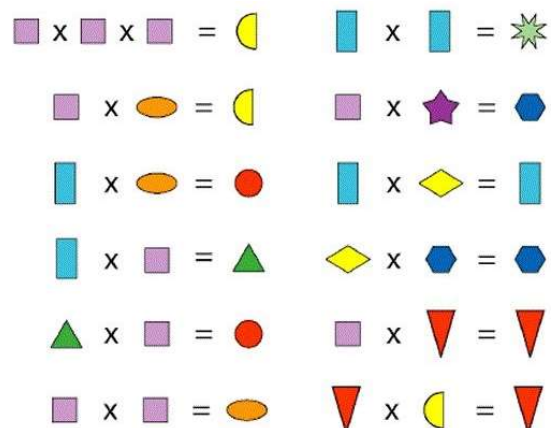


Below are a selection of Mathematical puzzles to exercise those brains and improve your Mathematical strength and agility:

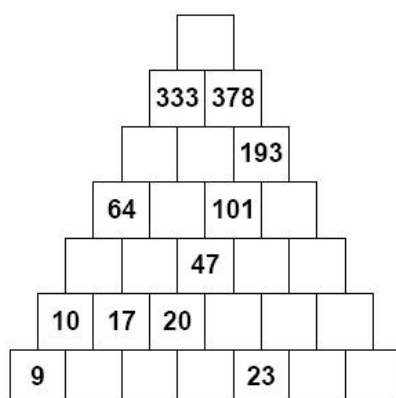
Start with the number at the entrance. Move through the maze, completing any arithmetic operations you encounter, until you reach the number at the exit. You can go round each square multiple times but you can’t stop at a calculation and turn backwards. Can you find the shortest solution?



In the picture below, the coloured shapes stand for eleven of the numbers from 0 to 12. Each shape is a different number. You have to work out which is which.



In the pyramid shown the value in a square is the sum of the two numbers directly beneath it. Can you complete the pyramid?



The sum of each row, column and diagonal in this magic square is 50. Can you fill in the missing numbers?

	13		20
18			6
	10	14	
	16	12	

Modern Languages Department

French Transition Task



Please take the time to complete this « Entry Card »

NAME: _____

PRIMARY SCHOOL:

Have you ever been to France or any other French speaking country? _____

When did you start learning French in Primary School? _____

How often did you do French at Primary School? _____

What do you already know in French? (For example numbers 1-20, colours, family members)

Which topics or activities did you like? Why?

What are you looking forward to learning in S1 French? Are you excited about anything? Are you nervous about anything?

Je Me Présente

Nom: _____

Anniversaire : _____

Âge: _____

→ Moi →



Mes Favoris

Nourriture _____

Couleur: _____

Animal: _____

Classe: _____

Dans le futur je
voudrais être:



HISTORY / MODERN STUDIES DEPARTMENT

OUR TEAM:

Ms Doherty- P.T.

Mr Thompson- P.T.

Ms Henry

Mrs Britton

Mr McKenna



TRANSITION TASK- HISTORY

We would like you to come up with a funny tweet about history that we can display in the department. Try to make it as original as you can and include an illustration or drawing with it.

We've given some ideas below



I miss my Albert terribly! single and ready to mingle

#notamused



Just arrived in Britannia from Gaul. Soooo hungry.

Wish there was a salad I could eat!

#noroamincharges

Modern Studies



Let us give you a very warm welcome to Modern Studies at Turnbull High School! In our subject you will learn about the rights and responsibilities that you have living in Scotland and the UK. You will learn about a variety of social issues and how they impact the lives of people in our communities and the wider world and you will learn about the ways that a variety of people and groups try to respond to these issues.

The task below is just a little something to get you started and thinking about some of the things you will be learning about. You can complete your task any way you wish and email the document or a picture of your work to lhompson@turnbull.e-dunbarton.sch.uk

TRANSITION TASK- MODERN STUDIES

TASK: You have several people that represent you in Government in the UK. You have:

- An MP who represents you at the UK Parliament
- An MSP who represents you at the Scottish Parliament
- 7 Regional MSPs who represent your region at the Scottish Parliament

Each of these people belong to a political party. Your task is to identify the people in the bullet points. You should give their name and what political party they represent.

GOOD LUCK!

EXTENSION TASK:

MODERN STUDIES VOCABULARY TEST

Can you find the meaning of these words:

Constituency
Parliament

Ballot Paper

Government

Manifesto

First Minister

Prime Minister



GEOGRAPHY

Rainforests

Task 1 – Can you find these key words related to rainforests?

- ☐ CANOPY
- ☐ EMERGENTS
- ☐ SHRUB
- ☐ VEGETATION
- ☐ HUMID
- ☐ LIANAS
- ☐ DEFORESTATION
- ☐ HABITAT
- ☐ AMAZON
- ☐ SLOTH
- ☐ TROPICAL
- ☐ TOUCAN
- ☐ EPIPHYTE
- ☐ MINING
- ☐ AGRICULTURE
- ☐ BIODIVERSITY

V	L	C	A	N	O	O	C	E	M	H	A	B	B	V	B	T
E	I	V	E	G	E	T	A	T	I	O	N	E	T	E	I	O
G	A	T	R	O	P	P	N	D	N	T	L	M	C	G	O	U
H	A	B	I	T	T	H	O	E	I	R	I	E	A	E	D	C
H	T	O	U	U	O	Y	P	F	N	O	A	R	D	T	I	A
U	R	C	U	L	T	U	Y	O	G	P	A	E	E	T	V	N
M	B	I	O	D	I	V	E	R	S	I	T	Y	F	A	V	A
I	E	A	M	A	Z	O	N	E	T	O	S	L	O	T	H	M
D	P	N	A	S	O	R	I	S	H	H	A	B	R	R	A	A
A	T	O	Z	L	N	E	N	H	B	I	T	A	E	O	B	Z
G	R	P	O	O	E	M	E	R	G	E	N	T	S	P	B	O
G	O	Y	A	H	U	M	I	U	A	N	A	S	T	I	M	E
E	P	I	P	H	Y	T	E	B	G	R	I	C	A	C	I	P
P	I	T	I	U	D	E	F	O	R	E	S	S	T	C	N	I
I	C	O	P	H	Y	N	I	N	G	H	A	B	I	T	A	T
P	A	U	L	I	A	N	A	S	L	O	T	U	O	A	M	Y
H	L	A	G	R	I	C	U	L	T	U	R	E	N	M	A	G

Task 2 - Research three pieces of information about the canopy layer, liana vines and three negative impacts of deforestation.



Turnbull High School
Religious Education
Educating for Eternity



Dear Primary 7, warm greetings to you from the Religious Education department at Turnbull High School! We hope that you are well and that, despite the unusual circumstances that we are in, you are excited about moving up to S1. We are certainly looking forward to meeting you again and helping you to grow in your faith and wisdom. Here are some activities which will help you to explore devotion to the Sacred Heart of Jesus and the Immaculate Heart of Mary, Our School Patron. God Bless and keep praying!

Mr Pearce
Principal Teacher of RE

Task 1: Select one or more of the promises that Jesus makes to those who are devoted to His Sacred Heart. Research it and use your creative skills to express your response. *You may choose to create a poster, a collage, an infographic, an Instagram post, a poem, a piece of art, a mind map, a song- you have complete freedom on how to express your learning and reflection! Why not ask an adult at home to share your work with me on Twitter!*

12 PROMISES OF JESUS AND THE SACRED HEART

1. I will give them all the graces necessary for their state in life.
2. I will give peace in their families.
3. I will console them in their troubles.
4. I will be their refuge in life and especially in death.
5. I will abundantly bless all their undertakings.
6. Sinners shall find in my Heart the source and an infinite ocean of mercy.
7. Tepid souls shall become fervent.
8. Fervent souls shall rise speedily to great perfection.
9. I will bless those places wherein the image of my Sacred Heart shall be (with supervision) exposed and venerated.
10. I will give to priests the power to touch the most hardened hearts.
11. Those who shall promote this devotion shall have their names written in my Heart.
12. I promise you in the excessive mercy of my Heart that my all-powerful love will grant to all those who receive Holy Communion on the First Fridays of nine consecutive months the grace of final perseverance; they shall not die in my disgrace, not without receiving their sacraments. My divine Heart shall be their safe refuge in this last moment.



Task 2: Try to memorise the Turnbull High School Prayer.

You will find a video of Mr Pearce saying this on the Sway newsletter, as well as a written copy.

Art and Design

Hi New S1

Here is an art task for you to do which will tell me a little bit about you.

Looking forward to seeing you all in August

Best wishes

Mrs Connochie PT Art and Design

This self-portrait art lesson mixes very simple profile drawings with a bit of creative writing. It's inspired by an amazing artist and illustrator, Nate Williams, who has a very childlike style.




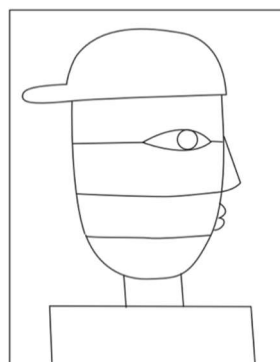
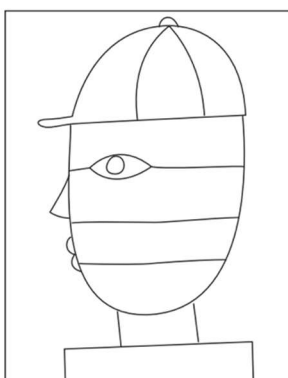

This picture above is
by Nate Williams

MATERIALS

- White paper, pencil, felt pens or crayons if you have them

DIRECTIONS

1. Draw a VERY simple profile head, with or without a hat, with simple neck and shoulders. See the Line Drawing samples.
2. About 3 or 4 lines are added to split up the face.
3. The sections in the face are filled in with words of your favourites: activities, food, hobbies. The words need to be capitals. Creatively FILL each section using pattern in some areas if you want to.
4. After you have completed that, you can colour it using coloured pens, crayons, or pencils. Or you can decorate it using black and white patterns.



Draw out your idea
first in pencil then go
over it in pen.



You can make
your words
standout by
adding
pattern.



If you have
coloured pencil
or pens you can
use colour.

BECS

Welcome to BECS (Business Education and Computer Science). This is where you learn about the world of Computers, how to code, use software as-well as the world of business.

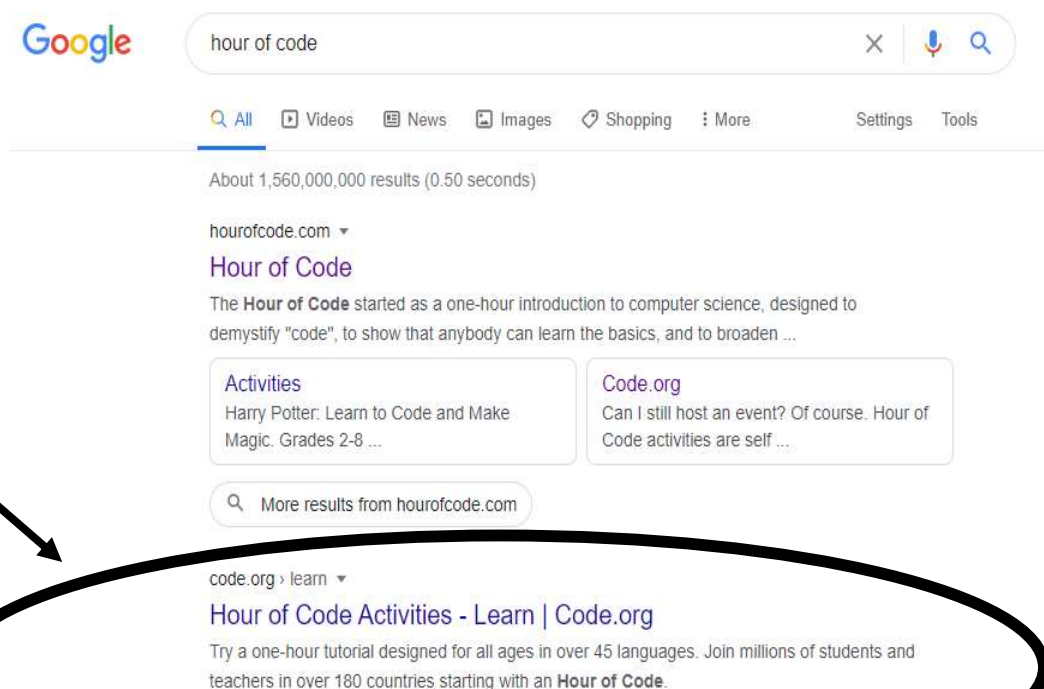
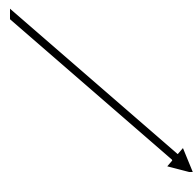
Look around and think of all the Computers you have in your house. Think of all software your use (Games, Apps, the thermostat on your boiler!). Someone coded that so that it knows what it is to do.

You are going to learn to code:

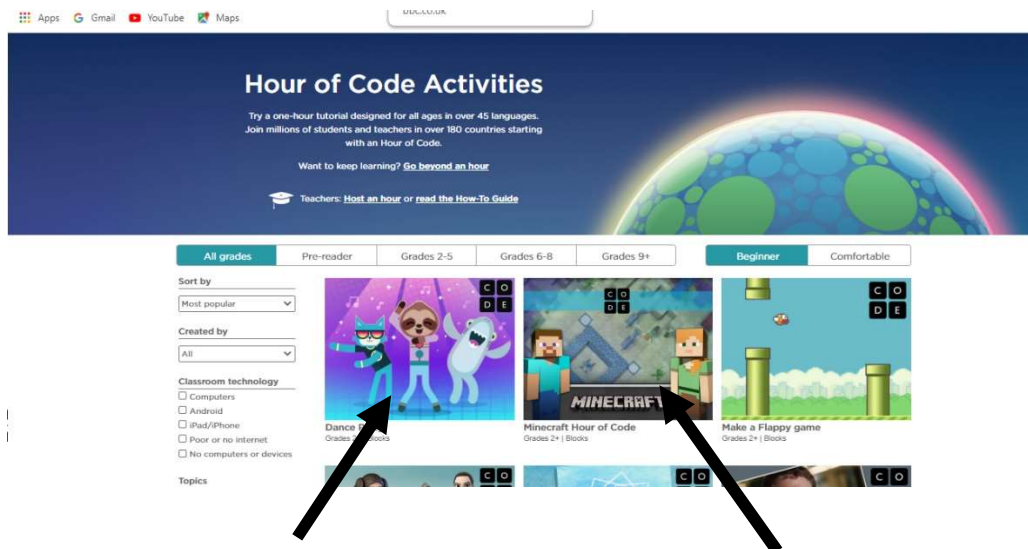
1.

Open up a web browser (Chrome, explorer, Firefox) and search for
“Hour of code”

Select
this
Option

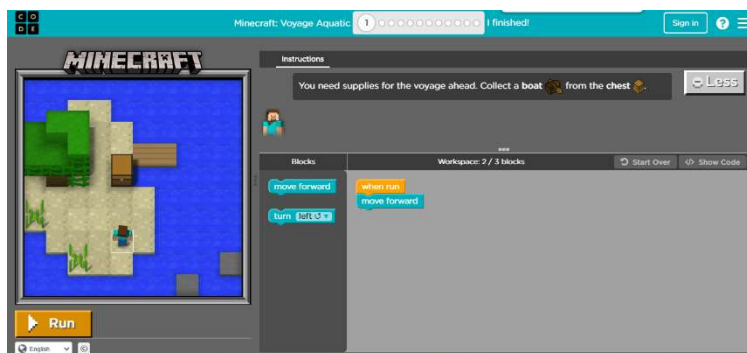


2. Once you are on the sight it will have activities.



The Dance party and Minecraft are the 2 you will want to choose from. Once picked you will get instruction for each task.

3.



This is what the coding challenges look like. Once complete you will get to print a certificate if you want or save it and print it when you get to Turnbull.

Feel free to explore the site and enjoy learning how to code a Computer.

Welcome to Science at Turnbull High School ☺

The study of Science uses experiments to describe and explain everything around us.

Design and test a rocket

Equipment: Paper Template, sellotape, scissors, a straw.


If you do not have a straw use the plastic outside of an old pen or make a tube from a roll of paper.

Safety: Be careful using the scissors. Ask for help if needed. Do not leave lying around.

Design your rocket

Tip: Cut some strips of sellotape before you start and have them stuck to the edge of your table.

1. Cut out shapes A, B and C from the paper template using the scissors.
2. Make the body of your rocket.
 - Roll shape A around the straw to make a cylinder. Stick together with sellotape.
 - Place sellotape over one end of the cylinder. Try to make it so that air blown from the other end does not pass through.
3. Make the nose cone of the rocket.
 - Take shape B and make into a cone (*tricky!*). Use sellotape to keep the shape.
 - Make a piece of sellotape double-sided by folding over and stick inside the cone.
 - Place the cone over the end of the cylinder (A) that is covered with sellotape.
4. Add the wings.
 - Take shape C and put double-sided tape along the middle
 - Stick the cylinder along this. Colour and decorate if you wish.



Launch procedure

- Place your rocket over the straw (or similar).
- Blow through the straw to launch rocket.

Experiment: How far can the rocket travel?

Equipment: Rocket, a measuring tape. *If you do not have a measuring tape, count the number of footsteps from launch site to landing.*

Safety: Do not launch rocket towards people and pets.

Procedure: Find a safe indoor or outdoor space with enough room and no obstacles.

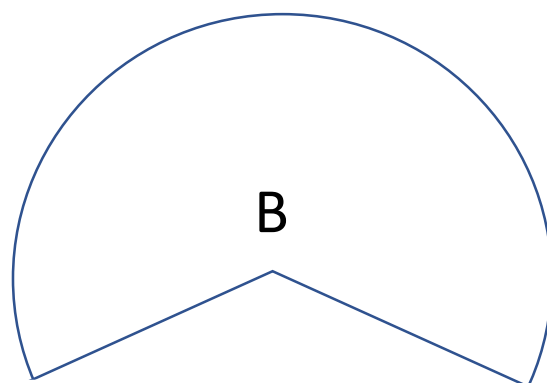
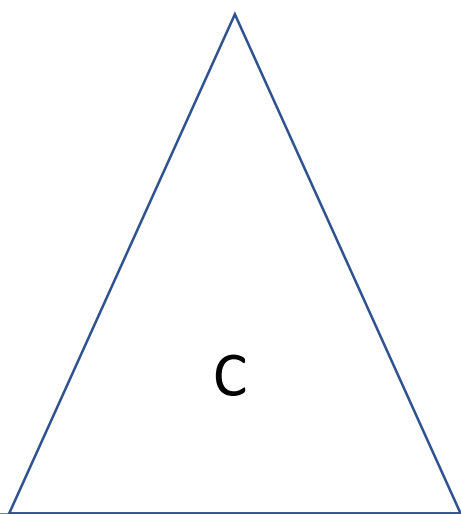
Mark your launch site. Launch rocket. Measure the distance the rocket has travelled. Repeat 3 times.

Results Table	Rocket Launch 1	Rocket Launch 2	Rocket Launch 3

Evaluation Questions

1. What could you change in the experiment to make the rocket travel a greater distance?
2. What could you change in your rocket design to make it travel a greater distance?

Why not try it?



A

Rocket Template

**TURNBULL HIGH SCHOOL
MUSIC DEPARTMENT**

OUR TEAM:

Mr Hoyle

Mrs Bradley



TRANSITION TASK- MUSIC and ME

Write a paragraph on word or create a poster or Power Point telling us about your musical interests. The questions below might help you with this task:

Do you play a musical instrument? If so, tell us all about it. What you play, where you get lessons, do you play in a group, have you played in public or sat any exams.....?

Do you like to sing? If yes, where do you sing? In the house, in a choir, at musical theatre? Have you ever performed in public, if so tell us all about it! it.. Does anyone else in your house/family play a musical instrument? If yes, tell us what they play, do they play in a band, do they perform in public or play for family parties....

Would you like to learn to play an instrument/another instrument? If so tell us what instrument you fancy learning and why?

Tell us what sort of music you like listening to and what your family like listening to?

Have you been to any concerts or shows - tell us all about your experience!

Try clicking on any of the following links and explore these websites to find out more about music:

https://www.classicsforkids.com/music/instruments_orchestra.php

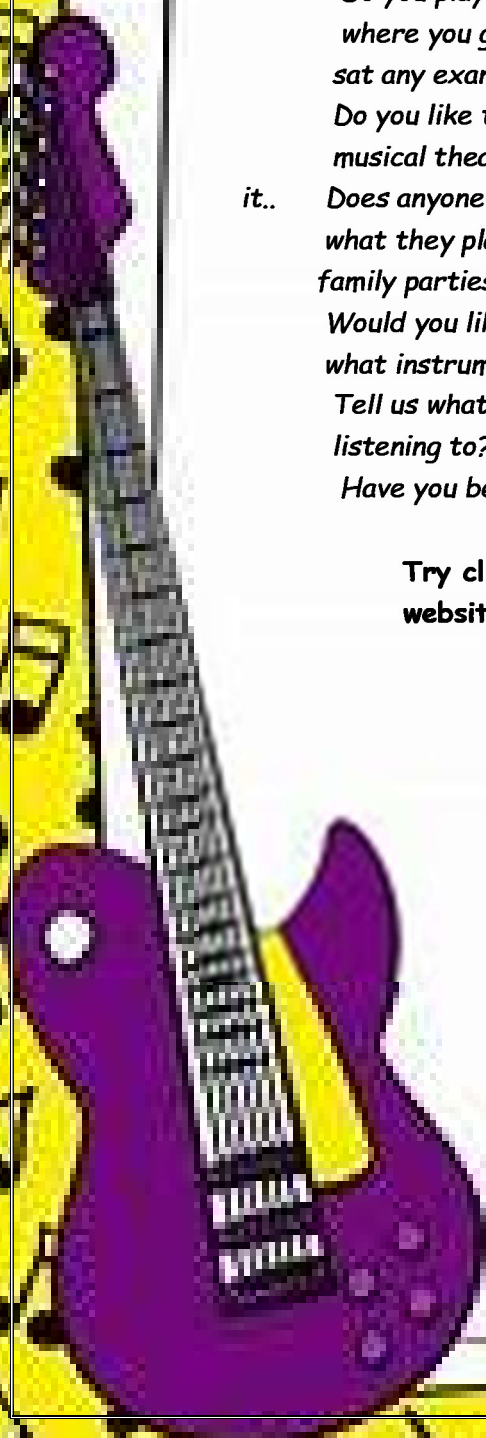
www.sfskids.org/classic/templates/instorchframe.asp?pageid=3

<https://musiclab.chromeexperiments.com/Experiments>

<https://www.incredibox.com/demo/v2>

Have fun exploring!!

We look forward to meeting you in August!



Health and Food Technology

Our Health and Food Technology Department:

Mrs Scott

Mrs Watt



All about you! We'd love to find out about you and what foods you like/dislike

My favourite meal is...



My least favourite meal is...



My favourite fruits are...



My favourite vegetables are...



3 foods I think might be good for me 3 foods I think are bad for me





We're looking forward to seeing you next term in Home Economics where we'll spend our time together learning more about what foods are good for keeping us healthy and strong!

We also learn how to follow good hygiene practices in our kitchens. We would like you to have a go at designing an information poster for our kitchens that reminds us why it is important for us to wash our hands when you we are cooking!

SUPPORT FOR LEARNING



Famous People Quiz



1. Name these 10 famous people
2. What is it that they have in common?

Famous People Quiz

Answer Sheet

- 1.
- 2.
- 3.
- 4.
- 5.
- 6.
- 7.
- 8.
- 9.
- 10.

What do each of these people have in common?

Please return entries to Mrs Martin; SFL department at Turnbull High:

emartin@turnbull.e-dunbarton.sch.uk

All correct answers will be entered in to prize draw and winner will receive a £10 National Book Token.

Good luck!



PASTORAL CARE



OUR TEAM:

Ms Henry- Saint Andrew House

Mr Hendrie- Saint Kentigern House

Mrs Britton- Marian House

Mrs McBride- Saint Teresa House

TRANSITION TASK- ALL ABOUT ME

We would like to get to know you a bit better before we meet you in person.

Please tell us a little about each of the following categories:



You can do this on a word document, make a leaflet, an informative poster, a PowerPoint... be as creative as you would like.